

Active Managed Fund Gross

Information is correct at 31 December 2024

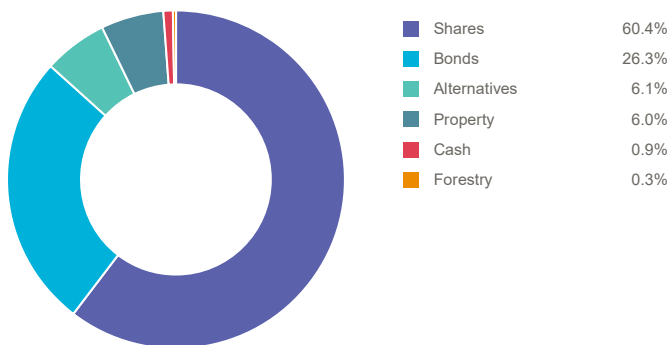
FUND FACTS

	Objective	To achieve cash +4%
	Sustainability	Promotes environmental and social characteristics alongside other factors (Article 8 under SFDR)
	Investment Style	Active
	Size	787.2 million

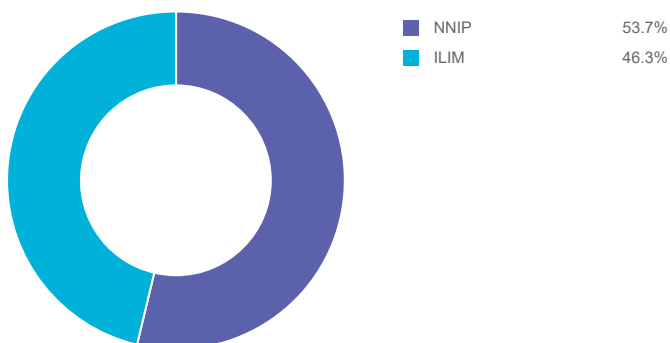
IRISH LIFE RISK LEVEL (IL)

IL1	IL2	IL3	IL4	IL5	IL6	IL7
LOWER RISK				HIGHER RISK		

ASSET ALLOCATION



BOND BY MANAGER



FUND DESCRIPTION

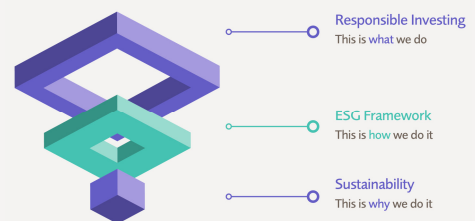
This fund aims to deliver above average performance by actively investing in a range of assets. This fund currently invests in a mix of equities, bonds, property, cash and other assets and allocations may be made to externally managed funds. The fund may also use derivatives to achieve its investment objective, reduce risk or to manage the fund more efficiently and may also feature several risk management strategies. ILIM may change the fund mix and risk management strategies over time.

Warning: If you invest in this product you may lose some or all of the money you invest.

SHARES	60.4%
Global Shares	45.5%
Global Low Volatility Shares	14.9%
BOND	26.3%
Corporate Bonds	14.1%
Government Bonds	6.6%
Emerging Market Bonds	4.5%
Inflation-Linked Bonds	1.1%
ALTERNATIVES	6.1%
PROPERTY	6.0%
CASH	0.9%
FORESTRY	0.3%

RESPONSIBLE INVESTING

Our approach is making the difference today to deliver a better, more sustainable tomorrow.



For more information about our approach to Responsible Investment, please refer to:

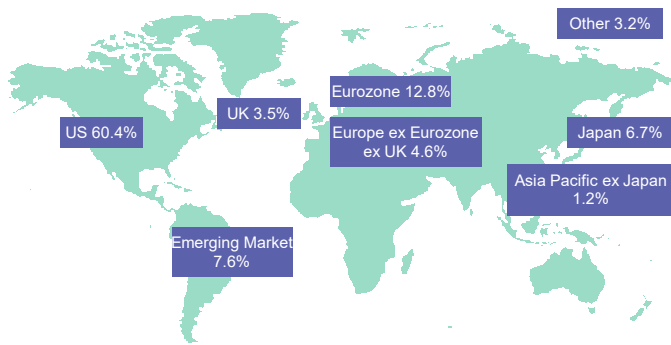
<https://www.ilim.com/responsible-investing/>

The assets in this fund may be used for the purposes of securities lending in order to earn an additional return for the fund. While securities lending increases the level of risk within the fund it also provides an opportunity to increase the investment return.

This fund is provided by Irish Life Assurance plc and is managed by Irish Life Investment Managers Limited.

Warning: This fund may be affected by changes in currency exchange rates.

SHARE REGIONAL DISTRIBUTION



RISK MANAGEMENT STRATEGIES

This fund uses a diversified range of risk management strategies. These aim to reduce the impact of the various ups and downs the fund may experience. For example:

- Portfolio Rebalancing
- The Dynamic Share to Cash (DSC) model
- Global Low Volatility Shares
- Option Strategy

Risk management strategies will be reviewed regularly and may be changed.

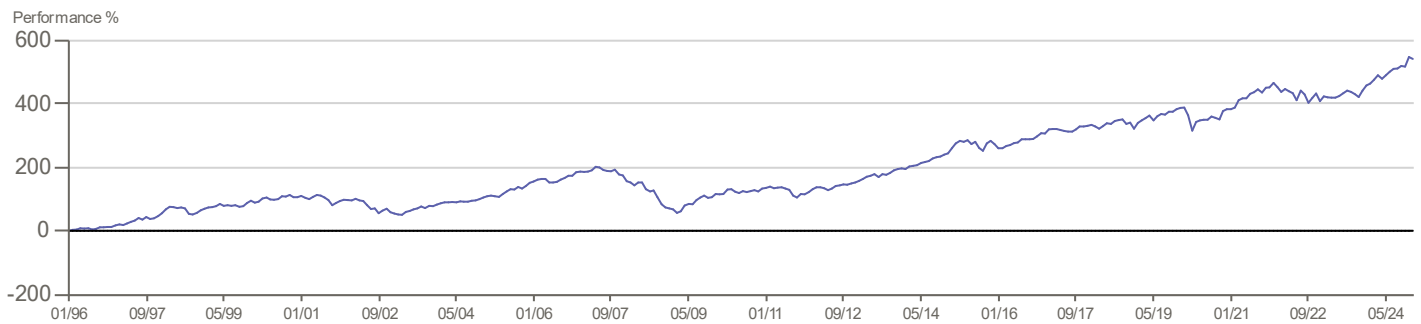
CALENDAR YEAR RETURN

	2019	2020	2021	2022	2023	YTD
Fund	15.76%	-0.92%	17.10%	-10.09%	9.66%	15.00%
Benchmark	19.67%	3.81%	16.72%	-10.46%	11.57%	15.42%

PERFORMANCE AS AT 31/12/2024

	1 Month	3 Month	1 Year	3 Year p.a.	5 Year p.a.	10 Year p.a.	Since Launch p.a.
Fund	-0.96%	3.53%	15.00%	4.27%	5.63%	6.41%	6.62%
Benchmark	-0.66%	3.78%	15.42%	4.86%	6.91%	7.57%	N/A

CUMULATIVE PERFORMANCE



Fund returns are quoted before taxes and after a standard annual management charge of 0.74%. The fund management charge and product charges will vary depending on the terms and conditions of your contract.

Launch Date (for the series used in the above performance illustration) = 31 Dec 1995; YTD = year to date; p.a. = per annum

Source: Irish Life Investment Managers

Benchmark: The standard against which the performance of the fund is measured. It typically includes market indices or weighted combinations of these as appropriate.

Warning: Past performance is not a reliable guide to future performance.

Warning: The value of your investment may go down as well as up.

RESPONSIBLE INVESTING KEY CHARACTERISTICS

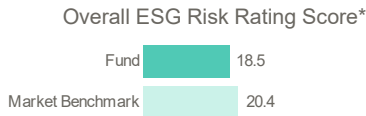
RESPONSIBLE INVESTMENT APPROACH

In line with the overall fund objective, the fund targets investment in strategies which help contribute to achieving its sustainability goals.

This involves selecting strategies which exclude or reduce exposure to companies with poorer sustainability characteristics and increasing exposure to companies with better sustainability characteristics. Sustainability characteristics are also considered in the selection of property and alternative funds.

ESG RISK RATING

The Environmental, Social & Governance (ESG) Risk Rating measures the degree to which a company's economic value is at risk due to not considering ESG factors using a calculation of the company's unmanaged ESG risks.



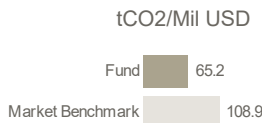
*A lower score indicates a lower level of unmanaged ESG risk and potential risk to the economic value.

Sustainalytics' ESG Risk Ratings measure a company's exposure to industry-specific material ESG risks and how well a company is managing those risks. This multi-dimensional way of measuring ESG risk combines the concepts of management and exposure to arrive at an absolute assessment of ESG risk. Sustainalytics identifies five categories of ESG risk severity that could impact a company's enterprise value.

Negligible	Low	Medium	High	Severe
0 - 10	10 - 20	20 - 30	30 - 40	40+

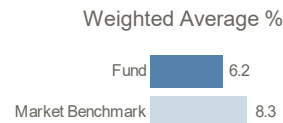
CARBON INTENSITY

Carbon intensity is a metric used to compare company emissions across industries. The absolute emissions is divided by total earnings with the figure expressed in tonnes of carbon dioxide equivalent per million USD of total revenue.



FOSSIL FUEL

Fossil Fuel Involvement measures the percentage of earnings that companies get from thermal coal extraction, coal-based power generation, oil and gas production, oil and gas based power generation, and oil and gas related products and services.



Note on Calculation of Sustainability Characteristics:

ESG metrics data sourced from Sustainalytics (Powered by Sustainalytics).

ESG risk scores and carbon metrics are currently calculated for Shares and Corporate Bonds only which represent 53.9% of the total portfolio. This reflects the majority (but potentially not all) of the Global Shares and Corporate Bonds in the portfolio.

ADDITIONAL INFORMATION - SUSTAINABLE FINANCE DISCLOSURE REGULATION ("SFDR")

As this fund has been categorised as meeting the provisions set out in Article 8 of the EU SFDR, more information on what the sustainability related ambitions of the fund are and how the sustainability related ambitions of the fund are met can be found on the website:

<https://www.irishlife.ie/investments/sfdr/>

Information is correct as at 31 December 2024

Copyright © (2022) Sustainalytics. All rights reserved. This fact sheet contains information developed by Sustainalytics. Such information and data are proprietary of Sustainalytics and/or its third-party suppliers (Third Party Data) and are provided for informational purposes only. They do not constitute an endorsement of any product or project, nor an investment advice and are not warranted to be complete, timely, accurate or suitable for a particular purpose. Their use is subject to conditions available at <https://www.sustainalytics.com/legal-disclaimers>.

Irish Life Investment Managers are recognised internationally for their expertise, innovation and track record:

-INVESTMENT MANAGER OF THE YEAR Irish Pensions Awards 2024

-GRESB 5 Star Rating 2024 for Pension, European & Property Funds

-PROPERTY MANAGER OF THE YEAR Irish Pensions Awards 2023

To find out more about our fund range and to view the latest market and fund manager updates please visit: <http://www.irishlife.ie>