




# Diversified Cautious Fund

Information is correct at 31 August 2022

## FUND FACTS

	<b>Objective</b>	To provide low to mid range managed fund returns
	<b>Investment Style</b>	Passive & Active
	<b>Size</b>	30.3 million

## IRISH LIFE RISK LEVEL (IL)

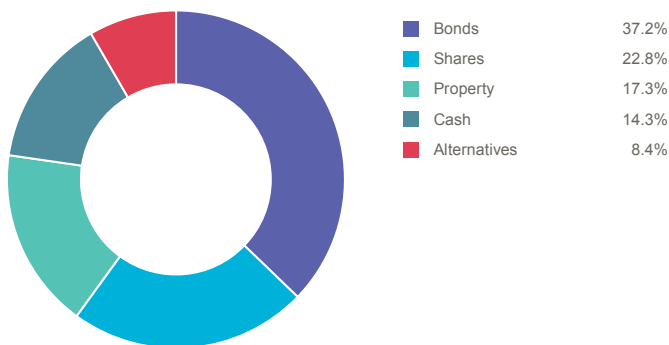
IL1	IL2	<b>IL3</b>	IL4	IL5	IL6	IL7
LOWER RISK			HIGHER RISK			

## FUND DESCRIPTION

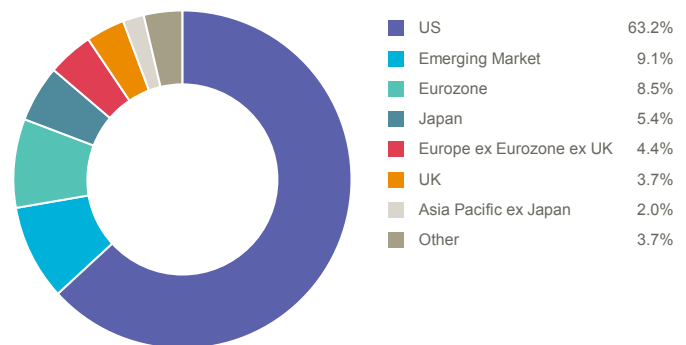
The Diversified Cautious Fund reduces risk by investing in assets including shares, property, bonds, cash, commodities and hedge funds (funds with a wider range of investment activity than other investment funds). The Fund aims to achieve moderate returns with the possibility of limited ups and downs. This is due to being less exposed to higher risk assets such as shares and hedge funds. This fund allows you to invest in index linked and actively managed assets. Parts of this fund may also borrow money to invest in property.

**Warning: If you invest in this product you may lose some or all of the money you invest.**

## ASSET ALLOCATION



## SHARE REGIONAL DISTRIBUTION



## BOND SECTOR DISTRIBUTION

SECTOR	% of FUND
Sovereign	47.8%
Banking	13.5%
Utility	5.0%
Financial Services	3.7%
Consumer Goods	3.3%
Real Estate	3.1%
Healthcare	3.1%
Telecommunications	3.0%
Automotive	2.8%
Other	14.7%

The assets in this fund may be used for the purposes of securities lending in order to earn an additional return for the fund. While securities lending increases the level of risk within the fund it also provides an opportunity to increase the investment return.

This fund is provided by Irish Life Assurance plc and is managed by Irish Life Investment Managers Limited.

**Warning: This fund may be affected by changes in currency exchange rates.**

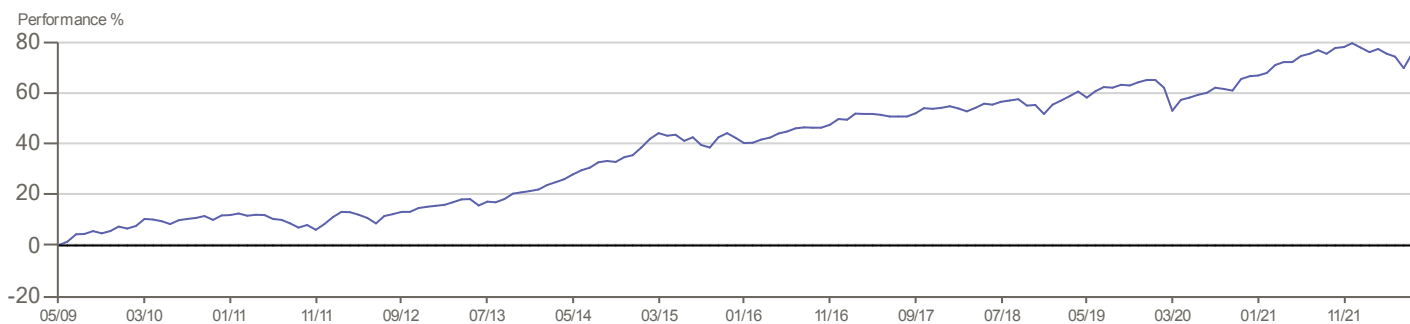
## CALENDAR YEAR RETURN

	2016	2017	2018	2019	2020	2021	YTD
Fund	5.19%	3.00%	-1.55%	8.74%	0.97%	7.78%	-4.00%
Benchmark	5.80%	3.66%	-0.21%	11.13%	2.88%	8.89%	-5.45%

## PERFORMANCE AS AT 31/08/2022

	1 Month	3 Month	1 Year	3 Year p.a.	5 Year p.a.	10 Year p.a.	Since Launch p.a.
Fund	-1.87%	-1.09%	-2.48%	2.07%	2.73%	4.38%	4.17%
Benchmark	-2.45%	-1.03%	-3.43%	2.53%	3.79%	5.22%	5.02%

## CUMULATIVE PERFORMANCE



Fund returns are quoted before taxes and after a standard annual management charge of 1.15%. The fund management charge and product charges will vary depending on the terms and conditions of your contract.

Launch Date (for the series used in the above performance illustration) = 30 Apr 2009; YTD = year to date; p.a. = per annum

Source: Irish Life Investment Managers

Benchmark: The standard against which the performance of the fund is measured. It typically includes market indices or weighted combinations of these as appropriate.

**Warning: Past performance is not a reliable guide to future performance.**

**Warning: The value of your investment may go down as well as up.**

Irish Life Investment Managers are recognised internationally for their expertise, innovation and track record:  
 -RISK MANAGEMENT PROVIDER OF THE YEAR Irish Pensions Awards 2021  
 -INVESTMENT MANAGER OF THE YEAR Irish Pensions Awards 2020  
 -EXCELLENCE IN DC AWARDS Irish Pensions Awards 2020  
 -PASSIVE MANAGER OF THE YEAR European Pensions Awards 2018

To find out more about our fund range and to view the latest market and fund manager updates please visit:  
<http://www.irishlife.ie>

Irish Life Assurance p.l.c. is regulated by the Central Bank of Ireland.  
 Irish Life Investment Managers Limited is regulated by the Central Bank of Ireland.  
 DCP-NET-0822