


Indexed Europe Fund

Information is correct at 31 March 2024

FUND FACTS

 **Objective** To perform in line with benchmark.

 **Investment Style** Passive

 **Size** 76 million

IRISH LIFE RISK LEVEL (IL)

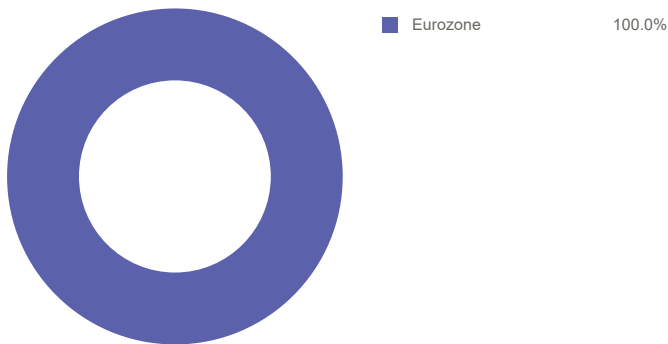
IL1	IL2	IL3	IL4	IL5	IL6	IL7
LOWER RISK						HIGHER RISK

FUND DESCRIPTION

The idea behind indexed funds is simply to consistently perform in line with the agreed benchmark index, in this case the Euro Stoxx 50 Index. We achieve this by either investing in the same assets as that of the index or holding assets that will perform in line with the index. This strategy allows investors to remove the risk of poor share choice.

Warning: If you invest in this product you may lose some or all of the money you invest.

SHARE REGIONAL DISTRIBUTION



SHARE SECTOR DISTRIBUTION

SECTOR	% of FUND
Consumer Discretionary	25.2%
Financials	20.6%
Information Technology	17.6%
Industrials	16.3%
Health Care	5.5%
Energy	5.2%
Materials	4.2%
Utilities	3.2%
Communication Services	2.2%

TOP TEN SHARE HOLDINGS

STOCK NAME	% of FUND
ASML HOLDING NV	9.2%
LVMH MOET HENNESSY LOUIS VUITTON SE	6.0%
SAP SE	5.5%
TOTALENERGIES SE	4.3%
SIEMENS AG	3.8%
SCHNEIDER ELECTRIC SE	3.4%
ALLIANZ SE	3.1%
L'OREAL SA	3.0%
SANOFI SA	2.9%
AIR LIQUIDE SA	2.8%

The assets in this fund may be used for the purposes of securities lending in order to earn an additional return for the fund. While securities lending increases the level of risk within the fund it also provides an opportunity to increase the investment return.

This fund is provided by Irish Life Assurance plc and is managed by Irish Life Investment Managers Limited.

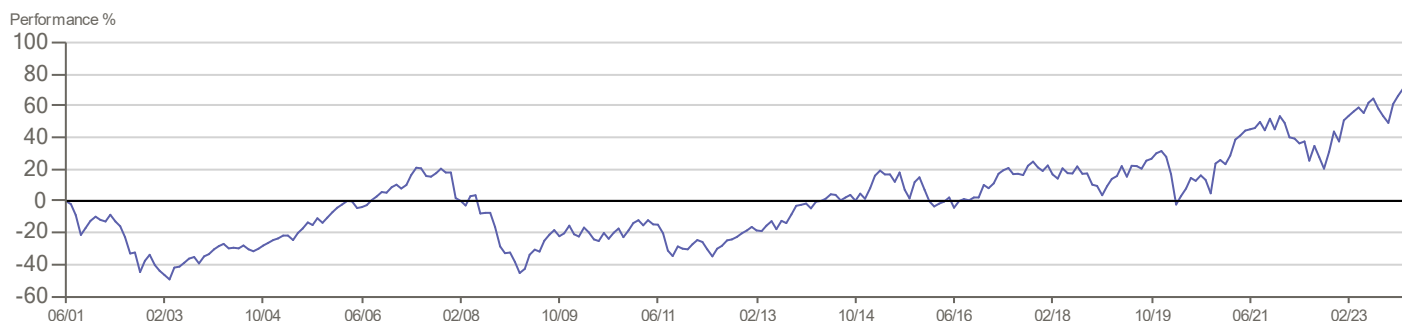
CALENDAR YEAR RETURN

	2018	2019	2020	2021	2022	2023	YTD
Fund	-12.91%	26.90%	-4.31%	22.09%	-10.46%	20.84%	12.51%
Benchmark	-12.03%	28.20%	-3.21%	23.34%	-9.49%	22.23%	12.80%

PERFORMANCE AS AT 31/03/2024

	1 Month	3 Month	1 Year	3 Year p.a.	5 Year p.a.	10 Year p.a.	Since Launch p.a.
Fund	4.26%	12.51%	19.47%	10.43%	10.04%	6.45%	2.79%
Benchmark	4.33%	12.80%	20.78%	11.62%	11.22%	7.51%	3.30%

CUMULATIVE PERFORMANCE



Fund returns are quoted before taxes and after a standard annual management charge of 1.50%. The fund management charge and product charges will vary depending on the terms and conditions of your contract.

Launch Date (for the series used in the above performance illustration) = 22 Jun 2001; YTD = year to date; p.a. = per annum

Source: Irish Life Investment Managers

Benchmark: The standard against which the performance of the fund is measured. It typically includes market indices or weighted combinations of these as appropriate.

Warning: Past performance is not a reliable guide to future performance.

Warning: The value of your investment may go down as well as up.

Irish Life Investment Managers are recognised internationally for their expertise, innovation and track record:

- INVESTMENT MANAGER OF THE YEAR Irish Pensions Awards 2022
- RISK MANAGEMENT PROVIDER OF THE YEAR Irish Pensions Awards 2021
- EXCELLENCE IN DC AWARDS Irish Pensions Awards 2020
- PASSIVE MANAGER OF THE YEAR European Pensions Awards 2018

To find out more about our fund range and to view the latest market and fund manager updates please visit:
<http://www.irishlife.ie>

Irish Life Assurance plc, trading as Irish Life, is regulated by the Central Bank of Ireland.
Irish Life Investment Managers Limited is regulated by the Central Bank of Ireland.
IR1-NET-0324

