




# Indexed Japanese Equity Fund

Information is correct at 31 August 2022

## FUND FACTS

	<b>Objective</b>	To perform in line with the Japanese stock market
	<b>Investment Style</b>	Passive
	<b>Size</b>	8 million

## IRISH LIFE RISK LEVEL (IL)

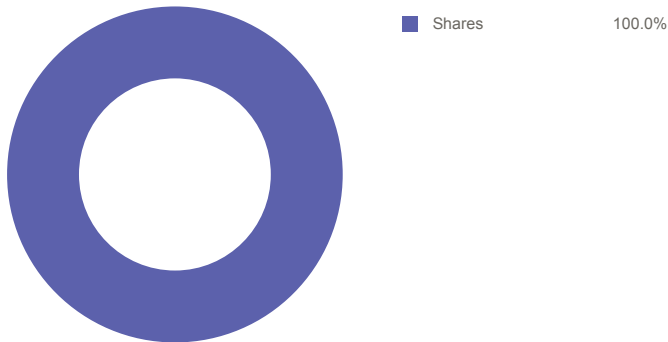
IL1	IL2	IL3	IL4	IL5	<b>IL6</b>	IL7
LOWER RISK						HIGHER RISK

## FUND DESCRIPTION

This fund concentrates on Japanese equities. The fund's aim is to match the average return of all the shares that make up the MSCI Japan Index. A one day delay applies on switch requests due to significant trading and settlement time differences in Asian Markets.

**Warning: If you invest in this product you may lose some or all of the money you invest.**

## ASSET ALLOCATION



## SHARE SECTOR DISTRIBUTION

SECTOR	% of FUND
Industrials	22.4%
Consumer Discretionary	19.0%
Information Technology	13.5%
Financials	10.2%
Health Care	9.8%
Communication Services	8.3%
Consumer Staples	6.6%
Materials	4.6%
Real Estate	3.4%
Other	2.2%

## TOP TEN SHARE HOLDINGS

STOCK NAME	% of FUND
TOYOTA MOTOR CORP	5.1%
SONY GROUP CORP	3.3%
KEYENCE CORP	2.4%
MITSUBISHI UFJ FINANCIAL GROUP INC	2.0%
DAIICHI SANKYO COMPANY LTD	1.7%
KDDI CORPORATION	1.6%
HITACHI LTD	1.6%
SOFTBANK GROUP CORP	1.6%
TOKYO ELECTRON LTD	1.5%
RECRUIT HOLDINGS CO LTD	1.5%

The assets in this fund may be used for the purposes of securities lending in order to earn an additional return for the fund. While securities lending increases the level of risk within the fund it also provides an opportunity to increase the investment return.

This fund is provided by Irish Life Assurance plc and is managed by Irish Life Investment Managers Limited.

**Warning: This fund may be affected by changes in currency exchange rates.**

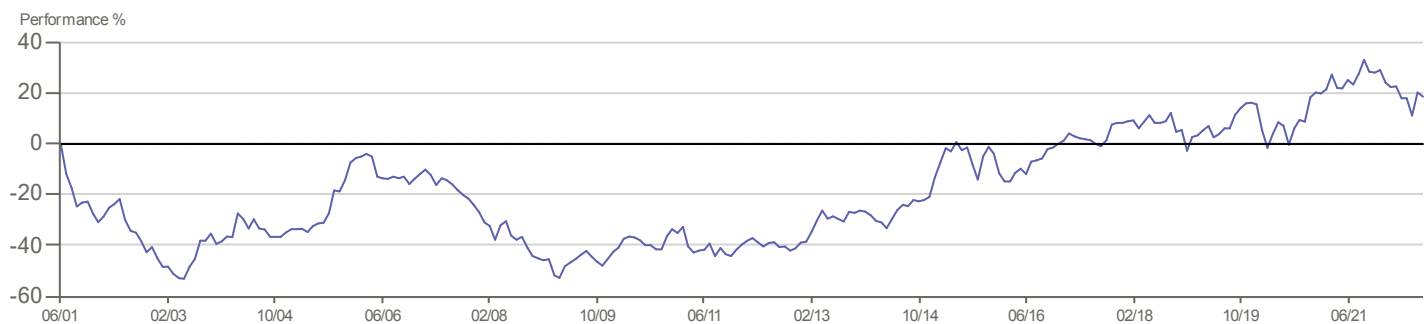
## CALENDAR YEAR RETURN

	2016	2017	2018	2019	2020	2021	YTD
Fund	4.09%	8.10%	-10.11%	19.42%	3.52%	7.33%	-8.05%
Benchmark	5.92%	10.04%	-8.60%	21.65%	5.15%	9.28%	-7.12%

## PERFORMANCE AS AT 31/08/2022

	1 Month	3 Month	1 Year	3 Year p.a.	5 Year p.a.	10 Year p.a.	Since Launch p.a.
Fund	-1.31%	0.60%	-6.91%	3.78%	3.69%	7.17%	0.81%
Benchmark	-1.19%	1.07%	-5.37%	5.54%	5.45%	9.05%	2.15%

## CUMULATIVE PERFORMANCE



Fund returns are quoted before taxes and after a standard annual management charge of 1.50%. The fund management charge and product charges will vary depending on the terms and conditions of your contract.

Launch Date (for the series used in the above performance illustration) = 22 Jun 2001; YTD = year to date; p.a. = per annum

Source: Irish Life Investment Managers

Benchmark: The standard against which the performance of the fund is measured. It typically includes market indices or weighted combinations of these as appropriate.

**Warning: Past performance is not a reliable guide to future performance.**

**Warning: The value of your investment may go down as well as up.**

*The MSCI information may only be used for your internal use, may not be reproduced or disseminated in any form and may not be used as a basis for or a component of any financial instruments or products or indices. None of the MSCI information is intended to constitute investment advice or a recommendation to make (or refrain from making) any kind of investment decision and may not be relied on as such. Historical data and analysis should not be taken as an indication or guarantee of any future performance analysis, forecast or prediction. The MSCI information is provided on an "as is" basis and the user of this information assumes the entire risk of any use made of this information. MSCI, each of its affiliates and each other person involved in or related to compiling, computing or creating any MSCI information (collectively, the "MSCI Parties") expressly disclaims all warranties (including, without limitation, any warranties of originality, accuracy, completeness, timeliness, non-infringement, merchantability and fitness for a particular purpose) with respect to this information. Without limiting any of the foregoing, in no event shall any MSCI Party have any liability for any direct, indirect, special, incidental, punitive, consequential (including, without limitation, lost profits) or any other damages.*

Irish Life Investment Managers are recognised internationally for their expertise, innovation and track record:  
**-RISK MANAGEMENT PROVIDER OF THE YEAR Irish Pensions Awards 2021**  
**-INVESTMENT MANAGER OF THE YEAR Irish Pensions Awards 2020**  
**-EXCELLENCE IN DC AWARDS Irish Pensions Awards 2020**  
**-PASSIVE MANAGER OF THE YEAR European Pensions Awards 2018**

To find out more about our fund range and to view the latest market and fund manager updates please visit:  
<http://www.irishlife.ie>

Irish Life Assurance p.l.c. is regulated by the Central Bank of Ireland.  
 Irish Life Investment Managers Limited is regulated by the Central Bank of Ireland.  
 IJ1-NET-0822

