




# Indexed Cash Fund

Information is correct at 30 April 2026

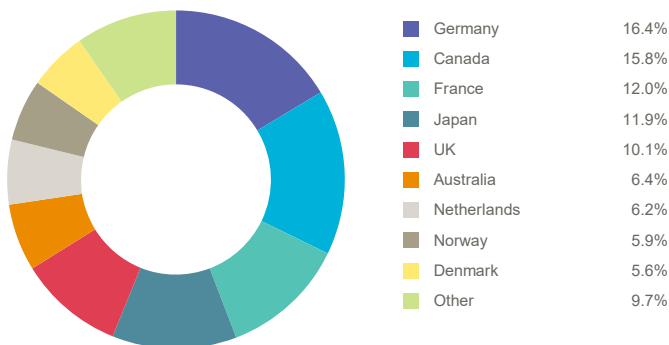
## FUND FACTS

 <b>Objective</b>	To achieve a reasonable rate of interest with a high degree of security
 <b>Investment Style</b>	Active
 <b>Size</b>	377.1 million

## IRISH LIFE RISK LEVEL (IL)

IL1	IL2	IL3	IL4	IL5	IL6	IL7
LOWER RISK						HIGHER RISK

## COUNTRY DISTRIBUTION



## TOP TEN DEPOSITS HELD WITH

COUNTERPARTIES	COUNTRY
Bank Nederlandse Gemeenten	Netherlands
Bank of Montreal	Canada
Commonwealth Bank of Australia	Australia
Credit Agricole Corporate and Investment Bank	France
DNB Bank	Norway
DZ Bank	Germany
HSBC CONTINENTAL EUROPE	UK
Korea Development Bank	South Korea
Landeskreditbank	Germany
Natixis Paris	France

## FUND DESCRIPTION

The fund can invest in deposits, short dated bonds and other money market instruments. It is intended to be a low risk investment but you should be aware that this fund could fall in value. This could happen if, for example, there is negative growth on the underlying assets, if a bank the fund has a deposit with cannot repay that deposit, or if the fund charge is greater than the growth rate of the assets in the fund. All investments within the fund are Euro denominated. The fund has no exposure to foreign currencies. It only invests in euro, and all deposits into and out of the fund are made in euro.

**Warning: If you invest in this product , you may lose some, or all, of the money you invest.**

## FUND CHARACTERISTICS

Number of Deposit Counterparties	34
Average Credit Rating of Banks	AA-
Current Gross Yield	2.12%
Weighted Average Maturity	81

## MATURITY PROFILE

Duration	Cumulative %
1 Week	18.2%
1 Month	36.7%
3 Months	67.7%
6 Months	93.0%
9 Months	100.0%
12 Months	100.0%

Maturity Profile - refers to the cash management of the fund and percentage of cash available at maturity dates

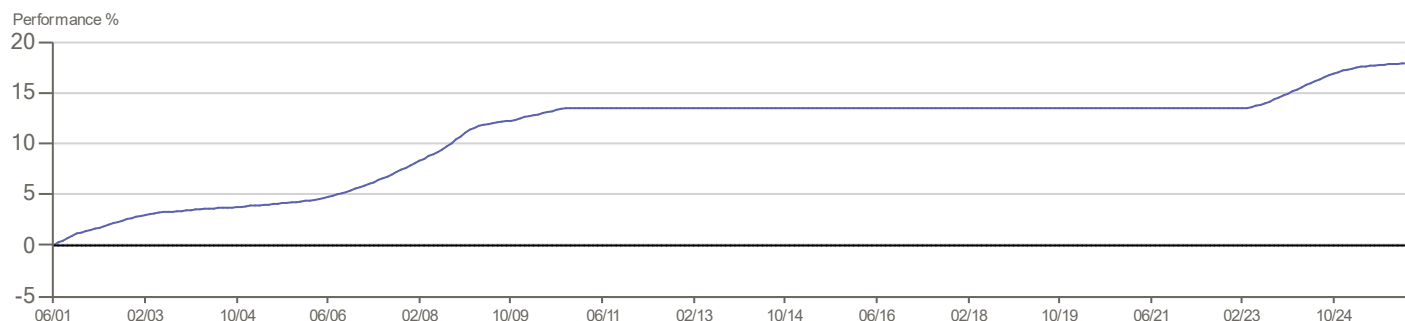
## CALENDAR YEAR RETURN

	2020	2021	2022	2023	2024	2025	YTD
Fund	0.00%	0.00%	0.00%	1.25%	1.99%	0.54%	0.13%
Benchmark	-0.55%	-0.68%	0.20%	3.34%	0.00%	0.00%	0.00%

## PERFORMANCE AS AT 30/04/2026

	1 Month	3 Month	1 Year	3 Year p.a.	5 Year p.a.	10 Year p.a.	Since Launch p.a.
Fund	0.07%	0.07%	0.34%	1.28%	0.78%	0.39%	0.67%
Benchmark	0.00%	0.00%	0.00%	0.00%	0.00%	0.00%	0.00%

## CUMULATIVE PERFORMANCE



Fund returns are quoted before taxes and after a standard annual management charge of 1.75%. The fund management charge and product charges will vary depending on the terms and conditions of your contract.

Launch Date (for the series used in the above performance illustration) = 22 Jun 2001; YTD = year to date; p.a. = per annum

Source: Irish Life Investment Managers

**Warning: Past performance is not a reliable guide to future performance.**

**Warning: The value of your investment may go down as well as up.**

Irish Life Investment Managers are recognised internationally for their expertise, innovation and track record:

-INVESTMENT MANAGER OF THE YEAR Irish Pensions Awards 2024

-GRESB 5 Star Rating 2025 for Pension, European & Property Funds

-PROPERTY MANAGER OF THE YEAR Irish Pensions Awards 2023

To find out more about our fund range and to view the latest market and fund manager updates please visit:  
<http://www.irishlife.ie>

Irish Life Assurance plc, trading as Irish Life, is regulated by the Central Bank of Ireland.  
Keyridge Asset Management Limited, trading as Irish Life Investment Managers and Setanta Asset Management is authorised and regulated as an investment firm by the Central Bank of Ireland.

IC7-NET-0426

