

Multi-Asset Portfolio 6

Information is correct at 31 March 2026

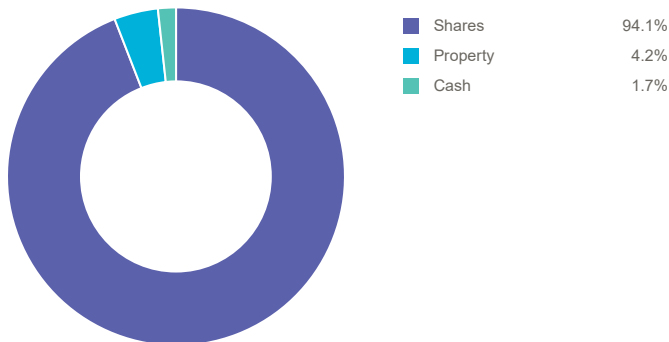
FUND FACTS

	Objective	To achieve positive returns while managing the fund within its target risk level.
	Sustainability	Promotes environmental and social characteristics alongside other factors (Article 8 under the Sustainable Finance Disclosure Regulation)
	Investment Style	Active & Passive Multi Strategy
	Size	202.1 million

IRISH LIFE RISK LEVEL (IL)

IL1	IL2	IL3	IL4	IL5	IL6	IL7
LOWER RISK			HIGHER RISK			

ASSET ALLOCATION



FUND DESCRIPTION

This fund is a mix of assets such as shares, property and externally managed specialist funds. It features several risk management strategies including those with a focus on sustainability. It may invest in cash from time to time. This is a high risk fund, which aims to have a high allocation to high risk assets such as shares and property. The fund manager monitors and rebalances the fund regularly and may change the mix over time.

Warning: If you invest in this product, you may lose some, or all, of the money you invest.

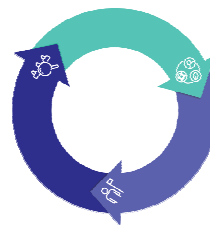
SHARES	94.1%
Global Shares	93.1%
Global Low Volatility Shares	1.0%
PROPERTY	4.2%
CASH	1.7%

TOP TEN SHARE HOLDINGS

STOCK NAME	% of FUND
NVIDIA CORP	4.5%
APPLE INC	4.1%
ALPHABET INC	3.1%
MICROSOFT CORP	2.6%
AMAZON.COM INC	2.2%
TESLA INC	1.4%
TAIWAN SEMICONDUCTOR MANUFACTURING	1.3%
BROADCOM INC	1.2%
META PLATFORMS INC	1.2%
JP MORGAN CHASE & COMPANY	0.9%

RESPONSIBLE INVESTING

Our approach is making the difference today to deliver a better, more sustainable tomorrow.



- ESG integration**
Incorporates ESG criteria as part of stock selection and portfolio construction
- Active Ownership**
Encourage better standards and processes around ESG risk
- Screening Management**
Removal of companies harmful to ESG objectives

For more information about our approach to Responsible Investment, please refer to:

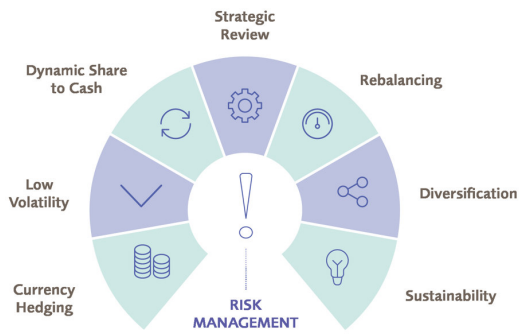
<https://www.ilm.com/responsible-investing/>

The assets in this fund may be used for the purposes of securities lending in order to earn an additional return for the fund. While securities lending increases the level of risk within the fund it also provides an opportunity to increase the investment return. External asset managers may change over time. Underlying funds or investments may be subject to incentive fees. Part of this fund may borrow to invest in property. Non euro currency exposures may be fully or partly hedged back to euro to reduce foreign currency risk.

This fund is provided by Irish Life Assurance plc and is managed by Irish Life Investment Managers.

Warning: This fund may be affected by changes in currency exchange rates.

RISK MANAGEMENT STRATEGIES



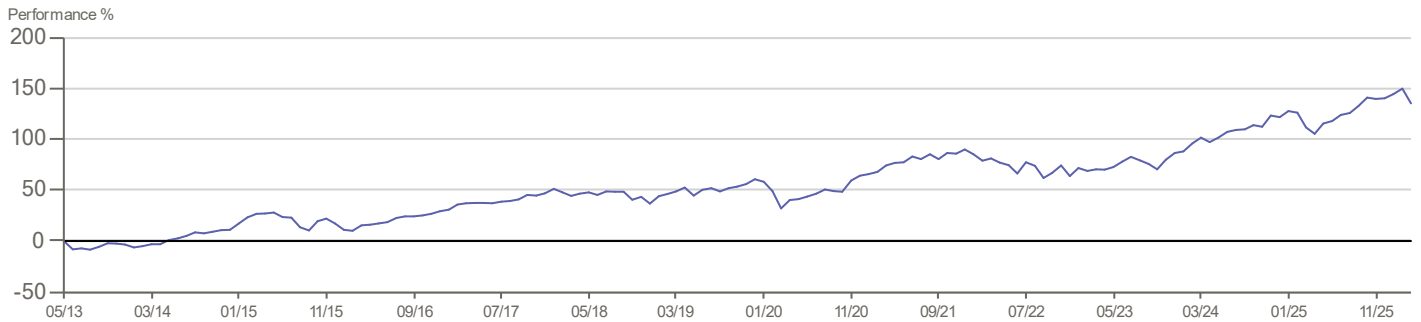
CALENDAR YEAR RETURN

	2020	2021	2022	2023	2024	2025	YTD
Fund	2.18%	15.92%	-13.78%	13.73%	19.05%	8.29%	-2.00%

PERFORMANCE AS AT 31/03/2026

	1 Month	3 Month	1 Year	3 Year p.a.	5 Year p.a.	10 Year p.a.	Since Launch p.a.
Fund	-5.73%	-2.00%	11.30%	11.38%	6.21%	7.39%	6.89%

CUMULATIVE PERFORMANCE



Fund returns are quoted before taxes and after a standard annual management charge of 0.80%. The fund management charge and product charges will vary depending on the terms and conditions of your contract.

Launch Date (for the series used in the above performance illustration) = 21 May 2013; YTD = year to date; p.a. = per annum

Source: Irish Life Investment Managers

Warning: Past performance is not a reliable guide to future performance.

Warning: The value of your investment may go down as well as up.

RESPONSIBLE INVESTING KEY CHARACTERISTICS

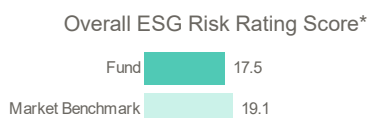
RESPONSIBLE INVESTMENT APPROACH

In line with the overall fund objective, the fund targets investment in strategies which help contribute to achieving its sustainability goals.

This involves selecting strategies which exclude or reduce exposure to companies with poorer sustainability characteristics and increasing exposure to companies with better sustainability characteristics. Sustainability characteristics are also considered in the selection of property and alternative funds.

ESG RISK RATING

The Environmental, Social & Governance (ESG) Risk Rating measures the degree to which a company's economic value is at risk due to not considering ESG factors using a calculation of the company's unmanaged ESG risks.



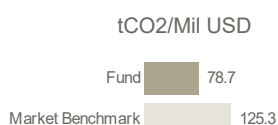
*A lower score indicates a lower level of unmanaged ESG risk and potential risk to the economic value.

Sustainalytics' ESG Risk Ratings measure a company's exposure to industry-specific material ESG risks and how well a company is managing those risks. This multi-dimensional way of measuring ESG risk combines the concepts of management and exposure to arrive at an absolute assessment of ESG risk. Sustainalytics identifies five categories of ESG risk severity that could impact a company's enterprise value.

Negligible	Low	Medium	High	Severe
0 - 10	10 - 20	20 - 30	30 - 40	40+

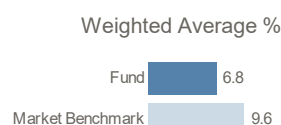
CARBON INTENSITY

Carbon intensity is a metric used to compare company emissions across industries. The absolute emissions is divided by total earnings with the figure expressed in tonnes of carbon dioxide equivalent per million USD of total revenue.



FOSSIL FUEL

Fossil Fuel Involvement measures the percentage of earnings that companies get from thermal coal extraction, coal-based power generation, oil and gas production, oil and gas based power generation, and oil and gas related products and services.



Note on Calculation of Sustainability Characteristics:

ESG metrics data sourced from Sustainalytics (Powered by Sustainalytics).

ESG risk scores and carbon metrics are currently calculated for Shares and Corporate Bonds only which represent 91.4% of the total portfolio. This reflects the majority (but potentially not all) of the Global Shares and Corporate Bonds in the portfolio.

Information is correct as at 31 March 2026.

ADDITIONAL INFORMATION - SUSTAINABLE FINANCE DISCLOSURE REGULATION ("SFDR")

As this fund has been categorised as meeting the provisions set out in Article 8 of the EU SFDR, more information on what the sustainability related ambitions of the fund are and how the sustainability related ambitions of the fund are met can be found on the website:

<https://www.irishlife.ie/investments/sfdr/>

Copyright © (2022) Sustainalytics. All rights reserved. This fact sheet contains information developed by Sustainalytics. Such information and data are proprietary of Sustainalytics and/or its third-party suppliers (Third Party Data) and are provided for informational purposes only. They do not constitute an endorsement of any product or project, nor an investment advice and are not warranted to be complete, timely, accurate or suitable for a particular purpose. Their use is subject to conditions available at <https://www.sustainalytics.com/legal-disclaimers>.

Irish Life Investment Managers are recognised internationally for their expertise, innovation and track record:

-INVESTMENT MANAGER OF THE YEAR Irish Pensions Awards 2024

-GRESB 5 Star Rating 2025 for Pension, European & Property Funds

-PROPERTY MANAGER OF THE YEAR Irish Pensions Awards 2023

For more detailed information on all our Multi-Asset Portfolio funds, please click here: <https://www.irishlife.ie/investments/maps-quarterly-update>

To find out more about our fund range and to view the latest market and fund manager updates please visit: <http://www.irishlife.ie>

Irish Life Assurance plc, trading as Irish Life, is regulated by the Central Bank of Ireland. Keyridge Asset Management Limited, trading as Irish Life Investment Managers and Setanta Asset Management is authorised and regulated as an investment firm by the Central Bank of Ireland.

XKP-NET-0326