

# Public Sector Balanced Fund

Information is correct at 31 August 2022

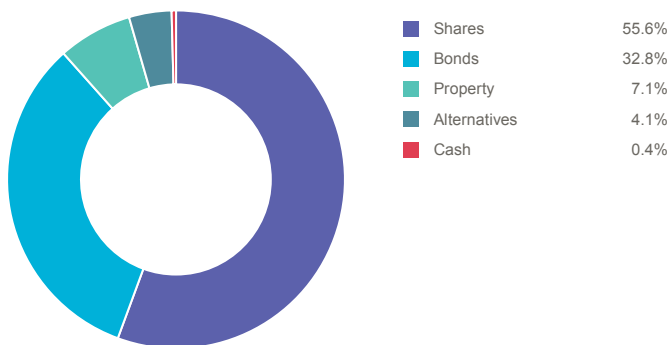
## FUND FACTS

	<b>Objective</b>	To produce a good long-term real return with moderate levels of volatility
	<b>Sustainability</b>	Promotes environmental and social characteristics alongside other factors (Article 8 under the Sustainable Finance Disclosure Regulation)
	<b>Investment Style</b>	Passive
	<b>Size</b>	169.7 million

## IRISH LIFE RISK LEVEL (IL)

IL1	IL2	IL3	<b>IL4</b>	IL5	IL6	IL7
LOWER RISK				HIGHER RISK		

## ASSET ALLOCATION

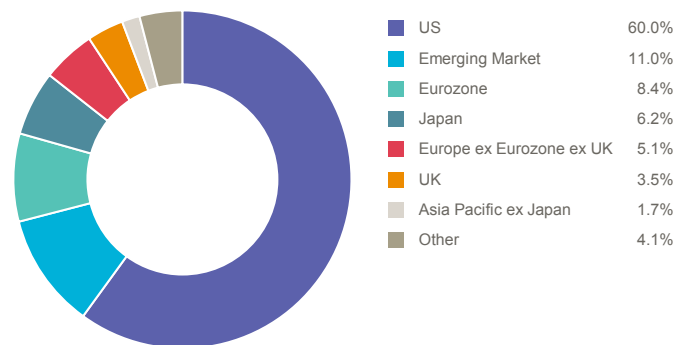


## FUND DESCRIPTION

This is a passively managed fund that invests substantially in equities with the balance in bonds, property, cash and commodities. It aims to produce significant long-term real returns but with lower volatility than a standard managed fund. We achieve this by investing in the same equity and bond stocks as those of the global indices in the same weightings. This removes the risk of poor stock choice. Property, commodities and cash aim to reduce overall fund volatility.

**Warning: If you invest in this product you may lose some or all of the money you invest.**

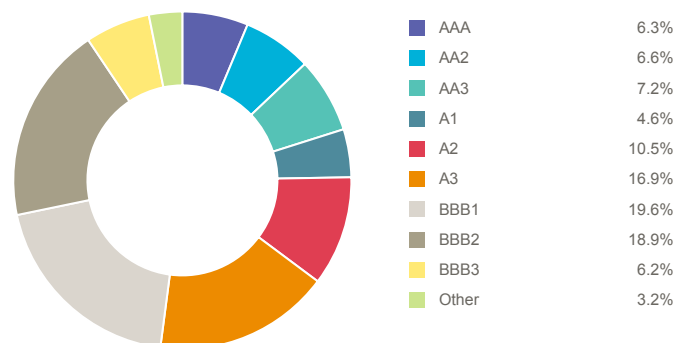
## SHARE REGIONAL DISTRIBUTION



## SHARE SECTOR DISTRIBUTION

SECTOR	% of FUND
Information Technology	21.1%
Financials	13.5%
Consumer Discretionary	13.2%
Health Care	12.8%
Industrials	7.9%
Communication Services	7.2%
Consumer Staples	7.1%
Energy	5.2%
Materials	4.4%
Other	7.6%

## BOND PORTFOLIO CREDIT QUALITY



The assets in this fund may be used for the purposes of securities lending in order to earn an additional return for the fund. While securities lending increases the level of risk within the fund it also provides an opportunity to increase the investment return.

This fund is provided by Irish Life Assurance plc and is managed by Irish Life Investment Managers Limited.

**Warning: This fund may be affected by changes in currency exchange rates.**

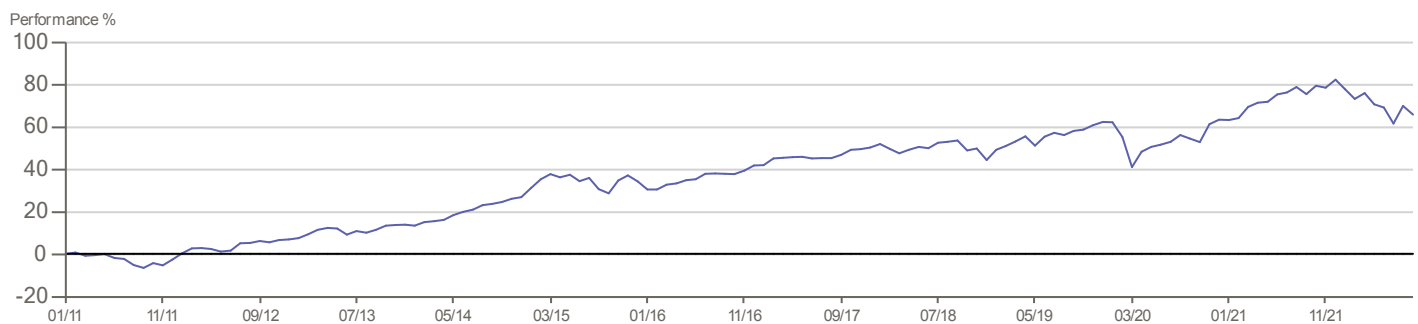
## CALENDAR YEAR RETURN

	2016	2017	2018	2019	2020	2021	YTD
Fund	5.66%	5.99%	-3.86%	12.46%	0.62%	11.56%	-9.05%
Benchmark	3.82%	3.77%	3.75%	3.73%	3.66%	3.64%	2.34%

## PERFORMANCE AS AT 31/08/2022

	1 Month	3 Month	1 Year	3 Year p.a.	5 Year p.a.	10 Year p.a.	Since Launch p.a.
Fund	-2.41%	-1.95%	-7.32%	2.03%	2.67%	4.67%	4.46%
Benchmark	0.33%	0.91%	3.57%	3.62%	3.68%	3.86%	0.20%

## CUMULATIVE PERFORMANCE



Fund returns are quoted before taxes and after a standard annual management charge of 1.28%. The fund management charge and product charges will vary depending on the terms and conditions of your contract.

Launch Date (for the series used in the above performance illustration) = 28 Jan 2011; YTD = year to date; p.a. = per annum

Source: Irish Life Investment Managers

Benchmark: The standard against which the performance of the fund is measured. It typically includes market indices or weighted combinations of these as appropriate.

**Warning: Past performance is not a reliable guide to future performance.**

**Warning: The value of your investment may go down as well as up.**

# RESPONSIBLE INVESTING KEY CHARACTERISTICS

## RESPONSIBLE INVESTMENT APPROACH

In line with the overall fund objective, the fund targets investment in strategies which help contribute to achieving its sustainability goals.

This involves selecting strategies which exclude or reduce exposure to companies with poorer sustainability characteristics and increasing exposure to companies with better sustainability characteristics. Sustainability characteristics are also considered in the selection of property and alternative funds.

## OVERALL ESG RISK RATING

The Environmental, Social & Governance (ESG) Risk Rating measures the degree to which a company's economic value is at risk due to not considering ESG factors using a calculation of the company's unmanaged ESG risks.



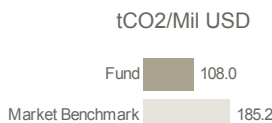
\*A lower score indicates a lower level of unmanaged ESG risk and potential risk to the economic value.

## ENVIRONMENTAL, SOCIAL & GOVERNANCE RISK SCORE

RISK SCORE*	FUND	MARKET BENCHMARK
Overall	19.6	21.3
Environmental	3.8	4.6
Social	8.5	9.2
Governance	7.2	7.5

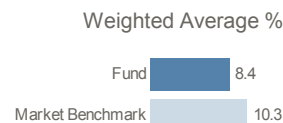
## CARBON INTENSITY

Carbon intensity is a metric used to compare company emissions across industries. The absolute emissions is divided by total earnings with the figure expressed in tonnes of carbon dioxide equivalent per million USD of total earnings.



## FOSSIL FUEL

Fossil Fuel Involvement measures the percentage of earnings that companies get from thermal coal extraction, coal-based power generation, oil and gas production, oil and gas based power generation, and oil and gas related products and services.

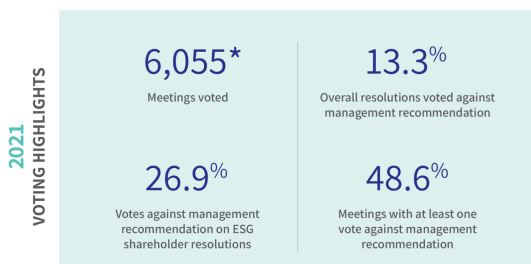


Note: ESG risk scores and carbon metrics are currently calculated for Shares and Corporate Bonds only.

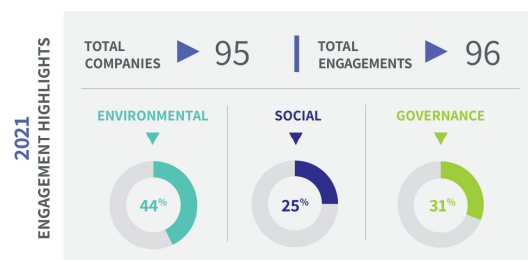
## ACTIVE OWNERSHIP

We recognise and adhere to the principle of active ownership and exercise the right to vote on issues submitted for shareholder vote.

Our active engagement policy promotes constructive engagement with investee companies to promote strong corporate governance and effect positive change relating to identified environmental, social and governance issues



\*out of 6,637 (91.2%)



More information on our Voting and Engagement policy and activity is available here <https://www.ilim.com/responsible-investing/active-ownership/>

Information is correct as at 31 August 2022

Copyright © (2021) Sustainalytics. All rights reserved. This fact sheet contains information developed by Sustainalytics. Such information and data are proprietary of Sustainalytics and/or its third-party suppliers (Third Party Data) and are provided for informational purposes only. They do not constitute an endorsement of any product or project, nor an investment advice and are not warranted to be complete, timely, accurate or suitable for a particular purpose. Their use is subject to conditions available at <https://www.sustainalytics.com/legal-disclaimers>.

Irish Life Investment Managers are recognised internationally for their expertise, innovation and track record:

- RISK MANAGEMENT PROVIDER OF THE YEAR Irish Pensions Awards 2021
- INVESTMENT MANAGER OF THE YEAR Irish Pensions Awards 2020
- EXCELLENCE IN DC AWARDS Irish Pensions Awards 2020
- PASSIVE MANAGER OF THE YEAR European Pensions Awards 2018

To find out more about our fund range and to view the latest market and fund manager updates please visit: <http://www.irishlife.ie>

Irish Life Assurance p.l.c. is regulated by the Central Bank of Ireland.  
Irish Life Investment Managers Limited is regulated by the Central Bank of Ireland.  
PBU-NET-0822