

# Public Sector Cautious Fund

Information is correct at 31 March 2024

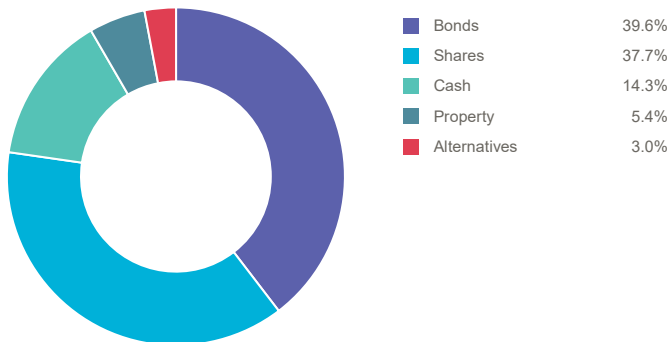
## FUND FACTS

|  |                         |   |
|--|-------------------------|---|
|  | <b>Objective</b>        | To produce better long-term returns than cash with possibly lower volatility than managed funds   |
|  | <b>Sustainability</b>   | Promotes environmental and social characteristics alongside other factors (Article 8 under the Sustainable Finance Disclosure Regulation) |
|  | <b>Investment Style</b> | Passive   |
|  | <b>Size</b>             | 219.5 million   |

## IRISH LIFE RISK LEVEL (IL)

|            |     |            |             |     |     |     |
|------------|-----|------------|-------------|-----|-----|-----|
| IL1        | IL2 | <b>IL3</b> | IL4         | IL5 | IL6 | IL7 |
| LOWER RISK |     |            | HIGHER RISK |     |     |     |

## ASSET ALLOCATION

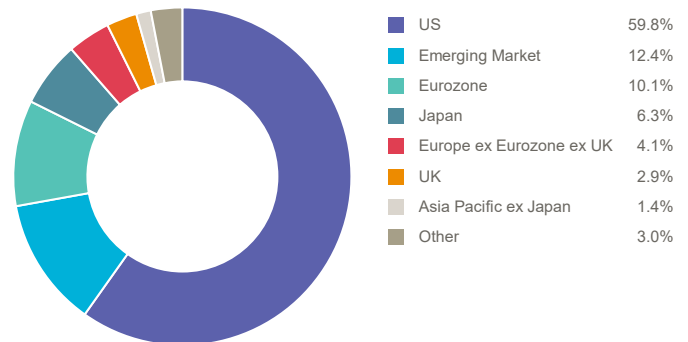


## FUND DESCRIPTION

This is a passively managed fund that invests substantially in equities and bonds with the balance in cash, commodities and property. It aims to produce a good long-term real return with moderate levels of volatility. We achieve this by investing in the same equity and bond stocks as those of the global indices in the same weightings. This removes the risk of poor stock choice. Property, commodities and cash aim to reduce overall fund volatility. This is a medium risk fund with moderate levels of ups and downs.

**Warning: If you invest in this product you may lose some or all of the money you invest.**

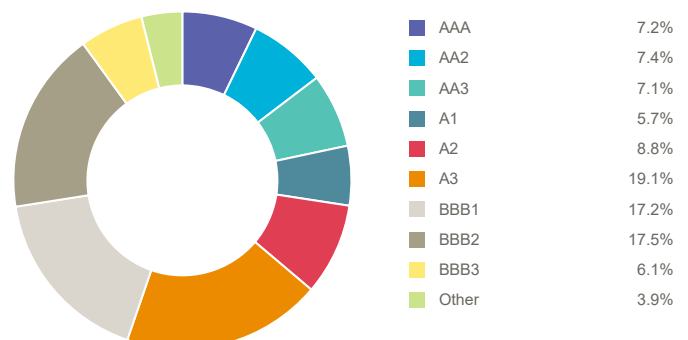
## SHARE REGIONAL DISTRIBUTION



## SHARE SECTOR DISTRIBUTION

| SECTOR                 | % of FUND |
|------------------------|-----------|
| Information Technology | 23.2%     |
| Financials             | 16.4%     |
| Health Care            | 12.4%     |
| Consumer Discretionary | 12.4%     |
| Industrials            | 8.4%      |
| Communication Services | 7.0%      |
| Consumer Staples       | 5.7%      |
| Energy                 | 4.6%      |
| Materials              | 3.8%      |
| Other                  | 6.1%      |

## BOND PORTFOLIO CREDIT QUALITY



The assets in this fund may be used for the purposes of securities lending in order to earn an additional return for the fund. While securities lending increases the level of risk within the fund it also provides an opportunity to increase the investment return.

This fund is provided by Irish Life Assurance plc and is managed by Irish Life Investment Managers Limited.

**Warning: This fund may be affected by changes in currency exchange rates.**

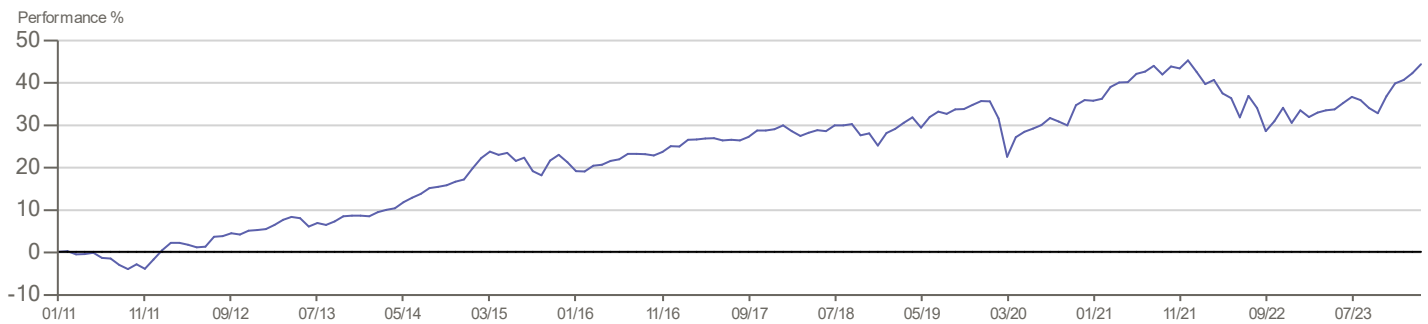
## CALENDAR YEAR RETURN

|           | 2018   | 2019  | 2020  | 2021  | 2022    | 2023  | YTD   |
|-----------|--------|-------|-------|-------|---------|-------|-------|
| Fund      | -2.95% | 8.39% | 0.15% | 6.92% | -10.19% | 7.20% | 3.22% |
| Benchmark | 2.71%  | 2.68% | 2.61% | 2.59% | 3.02%   | 6.28% | 1.70% |

## PERFORMANCE AS AT 31/03/2024

|           | 1 Month | 3 Month | 1 Year | 3 Year p.a. | 5 Year p.a. | 10 Year p.a. | Since Launch p.a. |
|-----------|---------|---------|--------|-------------|-------------|--------------|-------------------|
| Fund      | 1.48%   | 3.22%   | 8.57%  | 1.28%       | 2.04%       | 2.77%        | 2.83%             |
| Benchmark | 0.58%   | 1.70%   | 6.73%  | 4.31%       | 3.64%       | 3.24%        | 3.31%             |

## CUMULATIVE PERFORMANCE



Fund returns are quoted before taxes and after a standard annual management charge of 1.28%. The fund management charge and product charges will vary depending on the terms and conditions of your contract.

Launch Date (for the series used in the above performance illustration) = 28 Jan 2011; YTD = year to date; p.a. = per annum

Source: Irish Life Investment Managers

Benchmark: The standard against which the performance of the fund is measured. It typically includes market indices or weighted combinations of these as appropriate.

**Warning: Past performance is not a reliable guide to future performance.**

**Warning: The value of your investment may go down as well as up.**

## RESPONSIBLE INVESTING KEY CHARACTERISTICS

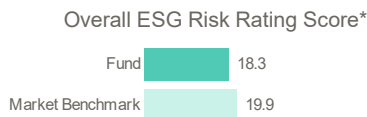
### RESPONSIBLE INVESTMENT APPROACH

In line with the overall fund objective, the fund targets investment in strategies which help contribute to achieving its sustainability goals.

This involves selecting strategies which exclude or reduce exposure to companies with poorer sustainability characteristics and increasing exposure to companies with better sustainability characteristics. Sustainability characteristics are also considered in the selection of property and alternative funds.

### ESG RISK RATING

The Environmental, Social & Governance (ESG) Risk Rating measures the degree to which a company's economic value is at risk due to not considering ESG factors using a calculation of the company's unmanaged ESG risks.



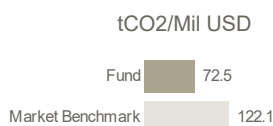
\*A lower score indicates a lower level of unmanaged ESG risk and potential risk to the economic value.

Sustainalytics' ESG Risk Ratings measure a company's exposure to industry-specific material ESG risks and how well a company is managing those risks. This multi-dimensional way of measuring ESG risk combines the concepts of management and exposure to arrive at an absolute assessment of ESG risk. Sustainalytics identifies five categories of ESG risk severity that could impact a company's enterprise value.

| Negligible | Low     | Medium  | High    | Severe |
|------------|---------|---------|---------|--------|
| 0 - 10     | 10 - 20 | 20 - 30 | 30 - 40 | 40+    |

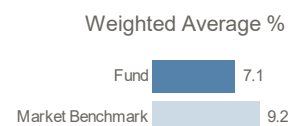
### CARBON INTENSITY

Carbon intensity is a metric used to compare company emissions across industries. The absolute emissions is divided by total earnings with the figure expressed in tonnes of carbon dioxide equivalent per million USD of total revenue.



### FOSSIL FUEL

Fossil Fuel Involvement measures the percentage of earnings that companies get from thermal coal extraction, coal-based power generation, oil and gas production, oil and gas based power generation, and oil and gas related products and services.



Note on Calculation of Sustainability Characteristics:

ESG metrics data sourced from Sustainalytics (Powered by Sustainalytics).

ESG risk scores and carbon metrics are currently calculated for Shares and Corporate Bonds only which represent 56.9% of the total portfolio. This reflects the majority (but potentially not all) of the Global Shares and Corporate Bonds in the portfolio.

### ADDITIONAL INFORMATION - SUSTAINABLE FINANCE DISCLOSURE REGULATION ("SFDR")

As this fund has been categorised as meeting the provisions set out in Article 8 of the EU SFDR, more information on what the sustainability related ambitions of the fund are and how the sustainability related ambitions of the fund are met can be found on the website:

<https://www.irishlife.ie/investments/sfdr/>

Information is correct as at 31 March 2024

Copyright © (2022) Sustainalytics. All rights reserved. This fact sheet contains information developed by Sustainalytics. Such information and data are proprietary of Sustainalytics and/or its third-party suppliers (Third Party Data) and are provided for informational purposes only. They do not constitute an endorsement of any product or project, nor an investment advice and are not warranted to be complete, timely, accurate or suitable for a particular purpose. Their use is subject to conditions available at <https://www.sustainalytics.com/legal-disclaimers>.

Irish Life Investment Managers are recognised internationally for their expertise, innovation and track record:

- INVESTMENT MANAGER OF THE YEAR Irish Pensions Awards 2022
- RISK MANAGEMENT PROVIDER OF THE YEAR Irish Pensions Awards 2021
- EXCELLENCE IN DC AWARDS Irish Pensions Awards 2020
- PASSIVE MANAGER OF THE YEAR European Pensions Awards 2018

To find out more about our fund range and to view the latest market and fund manager updates please visit: <http://www.irishlife.ie>

Irish Life Assurance plc, trading as Irish Life, is regulated by the Central Bank of Ireland.  
Irish Life Investment Managers Limited is regulated by the Central Bank of Ireland.  
PUC-NET-0324