

# Setanta Active Multi-Asset 5

Information is correct at 31 March 2024

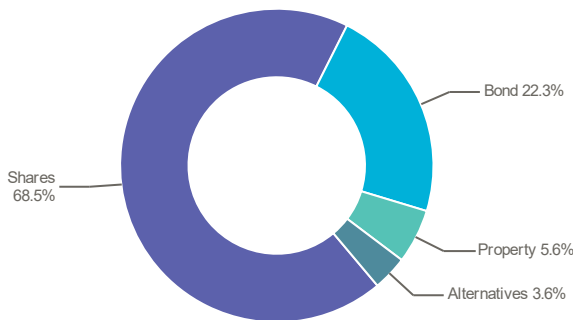
## FUND FACTS

	<b>Objective</b>	To achieve a positive total return within the defined risk parameters of the fund.
	<b>Sustainability</b>	Promotes environmental and social characteristics alongside other factors (Article 8 under the Sustainable Finance Disclosure Regulation)
	<b>Investment Style</b>	Active
	<b>Asset Mix</b>	Equity, Bonds, Property, Alternatives and Cash

## IRISH LIFE RISK LEVEL (IL)

IL1	IL2	IL3	IL4	<b>IL5</b>	IL6	IL7
LOWER RISK					HIGHER RISK	

## ASSET ALLOCATION



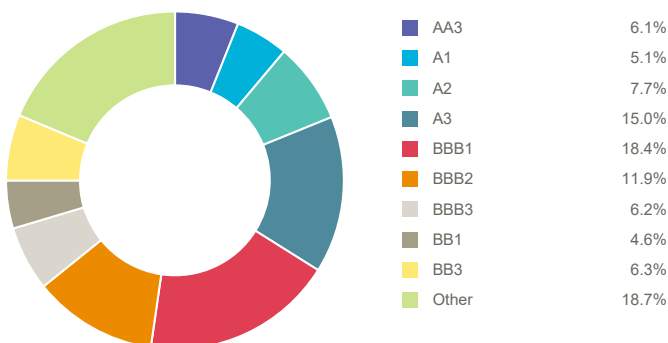
## FUND DESCRIPTION

This fund can invest in a wide range of assets such as bonds, shares, property and cash. The fund will generally have a relatively high percentage invested in higher risk assets such as shares and property. Setanta will continually monitor and manage the asset mix and may change the asset mix over time. The fund may use derivatives to achieve its investment objective, manage risk or manage the fund more efficiently.

**Warning: If you invest in this product you may lose some or all of the money you invest.**

<b>SHARES</b>	<b>68.4%</b>
Global Shares	68.4%
<b>BOND</b>	<b>22.4%</b>
Corporate Bonds	11.8%
High Yield Bonds	5.0%
Emerging Market Bonds	3.7%
Government Bonds	1.9%
<b>PROPERTY</b>	<b>5.6%</b>
<b>ALTERNATIVES</b>	<b>3.6%</b>

## BOND PORTFOLIO CREDIT QUALITY



## TOP TEN SHARE HOLDINGS

STOCK NAME	% of FUND
MICROSOFT CORP	3.6%
BERKSHIRE HATHAWAY INC	3.3%
TAIWAN SEMICONDUCTOR MANUFACTURING	3.3%
SAMSUNG ELECTRONICS CO LTD	3.1%
ALPHABET INC	2.9%
ORACLE CORP	2.9%
BOOKING HOLDINGS INC	2.5%
COSTCO WHOLESALE CORP	2.2%
CRH PLC	1.7%
S&P GLOBAL INC	1.7%

The assets in this fund may be used for the purposes of securities lending in order to earn an additional return for the fund. While securities lending increases the level of risk within the fund it also provides an opportunity to increase the investment return. External asset managers may change over time. Underlying funds or investments may be subject to incentive fees. Part of this fund may borrow to invest in property. Non euro currency exposures may be fully or partly hedged back to euro to reduce foreign currency risk. High Yield Bonds are sub-advised by an external manager.

This fund is provided by Irish Life Assurance plc and is managed by Setanta Asset Management Limited.

**Warning: This fund may be affected by changes in currency exchange rates.**

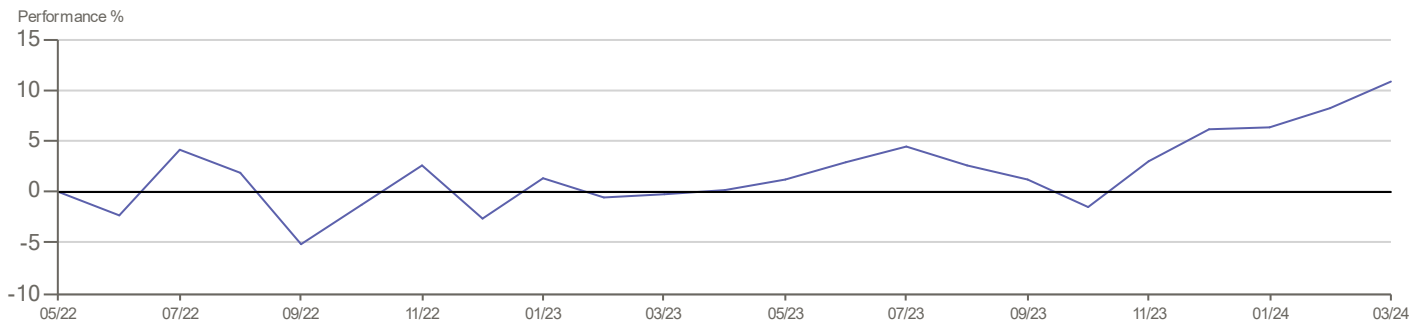
## CALENDAR YEAR RETURN

	2023	YTD
Fund	9.03%	4.44%

## PERFORMANCE AS AT 31/03/2024

	1 Month	3 Month	1 Year	Since Launch p.a.
Fund	2.42%	4.44%	11.12%	5.73%

## CUMULATIVE PERFORMANCE



Fund returns are quoted before taxes and after a standard annual management charge of 0.75%. The fund management charge and product charges will vary depending on the terms and conditions of your contract.

Launch Date (for the series used in the above performance illustration) = 24 May 2022; YTD = year to date; p.a. = per annum

Source: Irish Life Investment Managers

**Warning: Past performance is not a reliable guide to future performance.**

**Warning: The value of your investment may go down as well as up.**

## RESPONSIBLE INVESTING KEY CHARACTERISTICS

### RESPONSIBLE INVESTMENT APPROACH

In line with the overall fund objective, the fund targets investment in strategies which help contribute to achieving its sustainability goals. This includes selecting strategies which exclude or reduce exposure to companies with poorer sustainability characteristics and increasing exposure to companies with better sustainability characteristics. The Setanta Global Equity approach monitors exposure to tobacco, coal and weapons, and also companies in violation of the UN Global Compact, with the expectation that the product has lower exposure than the benchmark. Sustainability characteristics are also considered in the selection of property funds.

### ESG RISK RATING

The Environmental, Social & Governance (ESG) Risk Rating measures the degree to which a company's economic value is at risk due to not considering ESG factors using a calculation of the company's unmanaged ESG risks.



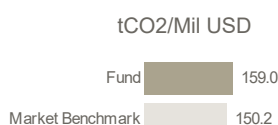
\*A lower score indicates a lower level of unmanaged ESG risk and potential risk to the economic value.

Sustainalytics' ESG Risk Ratings measure a company's exposure to industry-specific material ESG risks and how well a company is managing those risks. This multi-dimensional way of measuring ESG risk combines the concepts of management and exposure to arrive at an absolute assessment of ESG risk. Sustainalytics identifies five categories of ESG risk severity that could impact a company's enterprise value.

Negligible	Low	Medium	High	Severe
0 - 10	10 - 20	20 - 30	30 - 40	40+

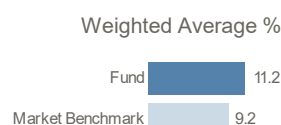
### CARBON INTENSITY

Carbon intensity is a metric used to compare company emissions across industries. The absolute emissions is divided by total earnings with the figure expressed in tonnes of carbon dioxide equivalent per million USD of total revenue.



### FOSSIL FUEL

Fossil Fuel Involvement measures the percentage of earnings that companies get from thermal coal extraction, coal-based power generation, oil and gas production, oil and gas based power generation, and oil and gas related products and services.



Note on Calculation of Sustainability Characteristics:

ESG metrics data sourced from Sustainalytics (Powered by Sustainalytics).

ESG risk scores and carbon metrics are currently calculated for Shares and Corporate Bonds only which represent 80.6% of the total portfolio. This reflects the majority (but potentially not all) of the Global Shares and Corporate Bonds in the portfolio.

### ACTIVE OWNERSHIP

Setanta adheres to the principle of active ownership by way of engagement with investee companies and exercising our right to vote on issues submitted to shareholder vote. We engage frequently with the companies we invest in and this engagement will cover ESG topics where appropriate. Our fundamental bottom up investing process, with its focus on high quality companies with attractive risk/reward trade-off, typically reduces our exposure to companies with heightened ESG risks. Our proxy voting policy is to vote for the securities of companies for which we have proxy-voting authority in a manner most consistent with the long-term economic interest of fund investors.

More information on our Voting and Engagement policy and activity is available here.

As this fund has been categorised as meeting the provisions set out in Article 8 of the EU SFDR, more information on what the sustainability related ambitions of the fund are and how the sustainability related ambitions of the fund are met can be found on the website:

<https://setanta-asset.com/sustainability-related-disclosures/>

Information is correct as at 31 March 2024

Copyright © (2022) Sustainalytics. All rights reserved. This fact sheet contains information developed by Sustainalytics. Such information and data are proprietary of Sustainalytics and/or its third-party suppliers (Third Party Data) and are provided for informational purposes only. They do not constitute an endorsement of any product or project, nor an investment advice and are not warranted to be complete, timely, accurate or suitable for a particular purpose. Their use is subject to conditions available at <https://www.sustainalytics.com/legal-disclaimers>.

Setanta is a dedicated value manager with an experienced investment team and strong track record.

Recognised for their excellence, professionalism and dedication to maintaining high standards of Irish pension provision, named EQUITIES MANAGER OF THE YEAR, Irish Pension Awards 2020

Global Shares contains investments in the Setanta Global Equity Fund, Sustainable Emerging Market Fund & Private Equity Fund

To find out more about our fund range and to view the latest market and fund manager updates please visit: <http://www.irishlife.ie>