

Setanta Global Equity Fund

Information is correct at 29 February 2024

FUND FACTS

 **Investment Style** Active

 **Size** 409.1 million

 **No. of Securities** 82

IRISH LIFE RISK LEVEL (IL)

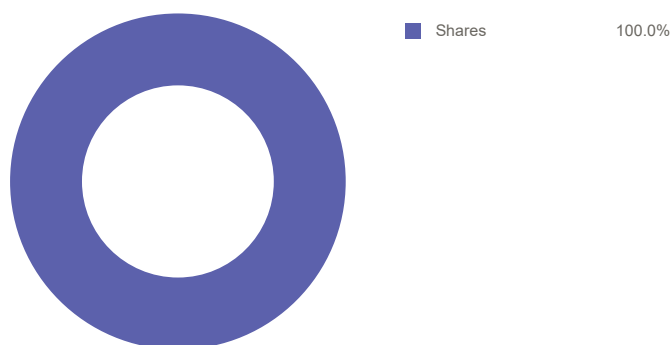
IL1	IL2	IL3	IL4	IL5	IL6	IL7
LOWER RISK						HIGHER RISK

FUND DESCRIPTION

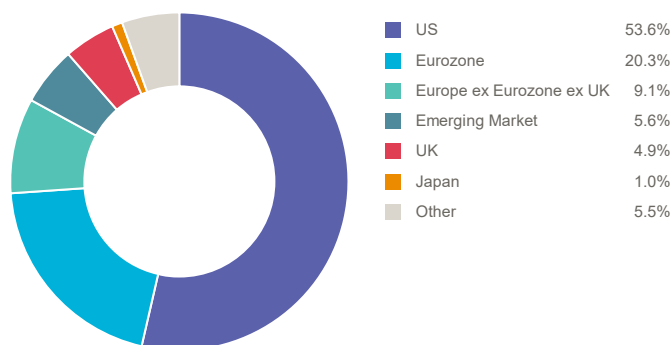
Managed by Setanta Asset Management, this fund is an actively managed portfolio which holds stocks from around the world. The stocks are chosen after a detailed analysis by Setanta. Setanta choose these stocks as they believe they represent good value and have good business prospects over the long term.

Warning: If you invest in this product you may lose some or all of the money you invest.

ASSET ALLOCATION



SHARE REGIONAL DISTRIBUTION



SHARE SECTOR DISTRIBUTION

SECTOR	% of FUND
Information Technology	17.0%
Financials	15.9%
Health Care	13.9%
Consumer Discretionary	13.1%
Industrials	11.2%
Communication Services	7.2%
Consumer Staples	6.8%
Utilities	4.9%
Energy	3.9%
Other	6.1%

TOP TEN SHARE HOLDINGS

STOCK NAME	% of FUND
MICROSOFT CORP	4.7%
BERKSHIRE HATHAWAY INC	4.6%
COSTCO WHOLESALE CORP	3.6%
ORACLE CORP	3.4%
ALPHABET INC	3.2%
BOOKING HOLDINGS INC	3.1%
SAMSUNG ELECTRONICS CO LTD	2.7%
S&P GLOBAL INC	2.2%
CRH PLC	2.1%
TAIWAN SEMICONDUCTOR MANUFACTURING	2.1%

This fund is provided by Irish Life Assurance plc and is managed by Setanta Asset Management Limited.

Warning: This fund may be affected by changes in currency exchange rates.

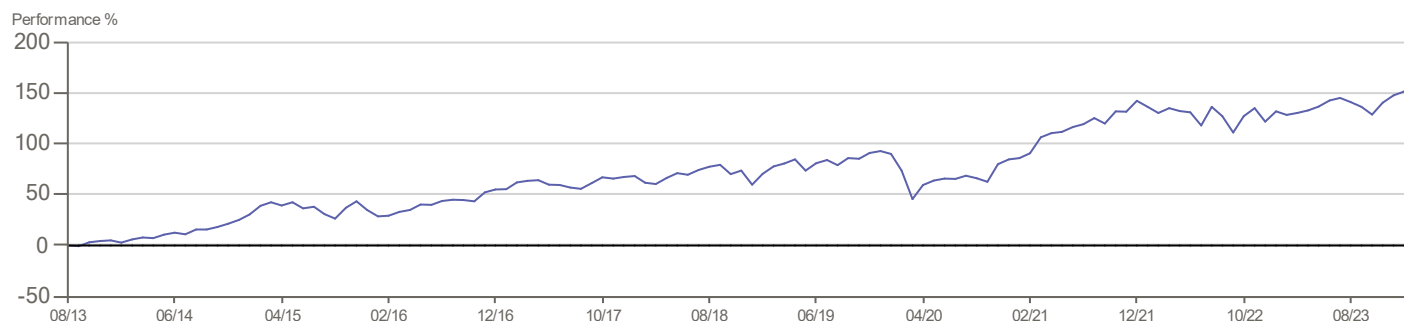
CALENDAR YEAR RETURN

	2018	2019	2020	2021	2022	2023	YTD
Fund	-4.57%	20.83%	-4.32%	31.30%	-8.46%	11.59%	3.94%
Benchmark	-4.11%	30.02%	6.33%	31.07%	-12.78%	19.60%	7.68%

PERFORMANCE AS AT 29/02/2024

	1 Month	3 Month	1 Year	3 Year p.a.	5 Year p.a.	10 Year p.a.	Since Launch p.a.
Fund	2.40%	7.07%	12.72%	10.53%	7.68%	9.29%	9.35%
Benchmark	4.64%	11.59%	22.46%	12.87%	12.79%	11.75%	11.87%

CUMULATIVE PERFORMANCE



Fund returns are quoted before taxes and after a standard annual management charge of 0.75%. The fund management charge and product charges will vary depending on the terms and conditions of your contract.

Launch Date (for the series used in the above performance illustration) = 31 Jul 2013; YTD = year to date; p.a. = per annum

Source: Irish Life Investment Managers

Benchmark: The standard against which the performance of the fund is measured. It typically includes market indices or weighted combinations of these as appropriate.

Warning: Past performance is not a reliable guide to future performance.

Warning: The value of your investment may go down as well as up.

Setanta is a dedicated value manager with an experienced investment team and strong track record.

Recognised for their excellence, professionalism and dedication to maintaining high standards of Irish pension provision, named EQUITIES MANAGER OF THE YEAR, Irish Pension Awards 2020

To find out more about our fund range and to view the latest market and fund manager updates please visit:
<http://www.irishlife.ie>