




INDEXED CORPORATE BOND FUND

Information is correct at 31 October 2018

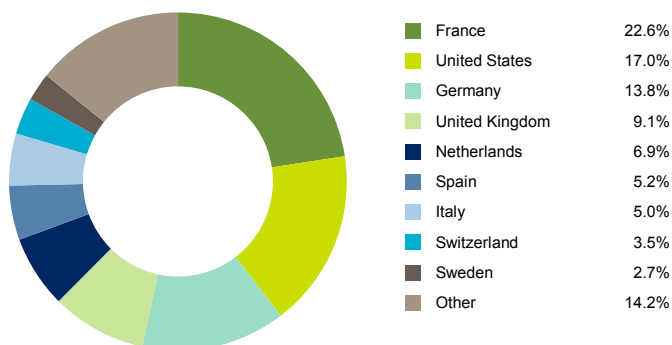
FUND FACTS

 OBJECTIVE	To track the Bank of America Merrill Lynch EMU Large Cap Corporate Index
 INVESTMENT STYLE	Indexed
 ASSET MIX	Bonds

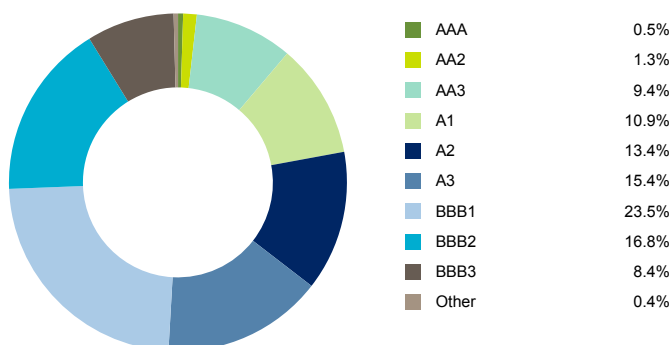
RISK LEVEL

1	2	3	4	5	6	7
LOW RISK		MEDIUM RISK		HIGH RISK		

BOND COUNTRY DISTRIBUTION



BOND PORTFOLIO CREDIT QUALITY



FUND DESCRIPTION

This fund is passively managed and invests in Euro-denominated investment grade large cap corporate bonds. The fund aims to perform in line with the Bank of America Merrill Lynch EMU Large Cap Corporate Index. Qualifying bonds must have a maturity of greater than one year, a fixed coupon schedule and a minimum amount outstanding of EUR 500 million. Bonds must be rated investment grade based on a composite rating.

Warning: If you invest in this product you may lose some or all of the money you invest.

BOND SECTOR DISTRIBUTION

SECTOR	% of FUND
Banking	29.7%
Utility	10.2%
Telecommunications	7.3%
Consumer Goods	6.6%
Automotive	6.3%
Energy	5.9%
Basic Industry	5.7%
Insurance	5.1%
Healthcare	4.4%
Other	18.8%

BOND FUND CHARACTERISTICS

	BENCHMARK	PORTFOLIO
No. of Bonds	2,475	2,136
No. of Countries	39	39
Modified Duration	5.06	5.05
Coupon	2.07	1.94
Yield	1.10	1.10

The assets in this fund may be used for the purposes of securities lending in order to earn an additional return for the fund. While securities lending increases the level of risk within the fund it also provides an opportunity to increase the investment return.

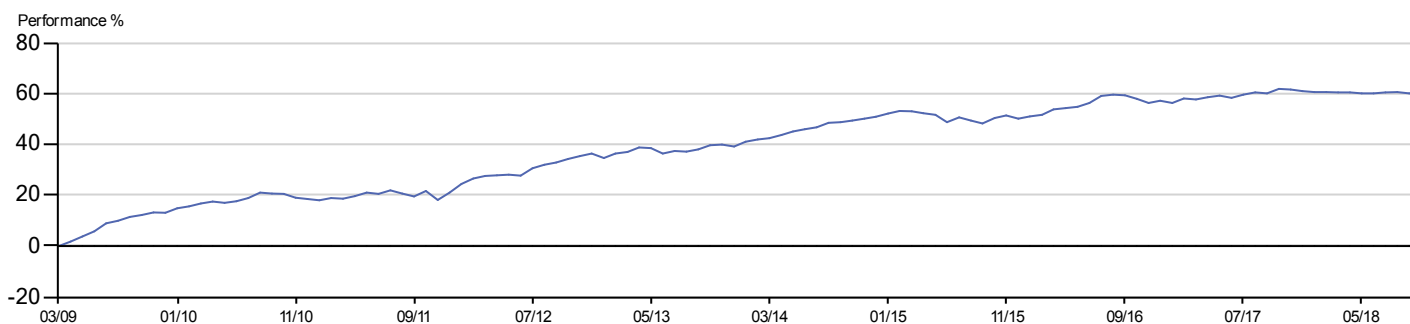
CALENDAR YEAR RETURN

	2012	2013	2014	2015	2016	2017	YTD
Fund	12.72%	2.05%	8.36%	-0.50%	4.75%	2.41%	-0.71%
Benchmark	13.17%	2.35%	8.27%	-0.49%	4.78%	2.46%	-0.75%

PERFORMANCE AS AT 31/10/2018

	1 Month	3 Month	1 Year	3 Year p.a.	5 Year p.a.	Since Launch p.a.
Fund	-0.17%	-0.41%	-1.23%	2.07%	2.75%	4.98%
Benchmark	-0.17%	-0.42%	-1.18%	2.09%	2.76%	5.24%

CUMULATIVE PERFORMANCE



Fund returns are quoted before taxes and before standard annual management charge. There is no Bid/Offer spread.

Launch Date (for the series used in the above performance illustration) = 02 Mar 2009; YTD = year to date; p.a. = per annum

Source: Irish Life Investment Managers

Benchmark: The standard against which the performance of the fund is measured. It typically includes market indices or weighted combinations of these as appropriate.

Warning: Past performance is not a reliable guide to future performance.

Warning: The value of your investment may go down as well as up.

Irish Life Investment Managers are recognised internationally for their expertise, innovation and track record:
 -PASSIVE MANAGER OF THE YEAR - European Pensions Awards 2018
 -INVESTMENT MANAGER OF THE YEAR - Irish Pension Awards 2017
 -EQUITIES MANAGER OF THE YEAR - Irish Pension Awards 2016-2017
 -BEST INVESTMENT FUND PROVIDER - Longboat Analytics Awards 2017

To find out more about our fund range and to view the latest market and fund manager updates please visit:
<http://www.ilim.com>

Irish Life Assurance p.l.c. is regulated by the Central Bank of Ireland.
 Irish Life Investment Managers Limited is regulated by the Central Bank of Ireland.

CBF2-GROSS-1018