





# INDEXED EUROPEAN EQUITY FUND S1

Information is correct at 31 October 2018

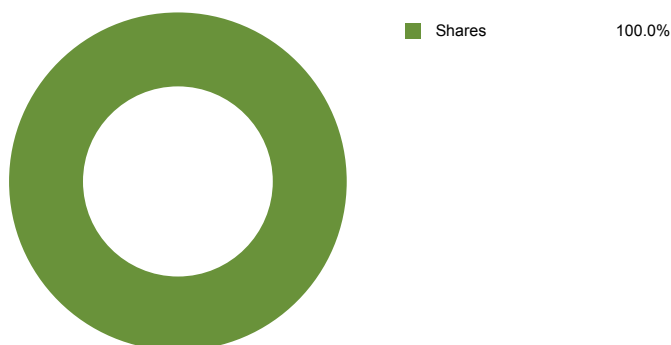
## FUND FACTS

 <b>OBJECTIVE</b>	To perform in line with FTSE® Europe (excluding UK) Index
 <b>INVESTMENT STYLE</b>	Indexed
 <b>ASSET MIX</b>	Equities

## RISK LEVEL

1	2	3	4	5	6	7
LOW RISK		MEDIUM RISK		HIGH RISK		

## ASSET ALLOCATION



## FUND DESCRIPTION

The Indexed European Equity Fund is a passively managed equity fund that aims to track the FTSE® Europe (excluding UK) Index thereby achieving European market equity returns on a consistent basis. We achieve this by investing in the same equity stocks as those of the index in the same weightings. This removes the risk of poor stock choice.

**Warning: If you invest in this product you may lose some or all of the money you invest.**

## SHARE SECTOR DISTRIBUTION

SECTOR	% of FUND
Financials	21.3%
Industrials	15.0%
Health Care	14.6%
Consumer Goods	11.9%
Consumer Staples	5.5%
Information Tech	5.4%
Basic Materials	4.8%
Oil and Gas	4.4%
Consumer Services	3.9%
Other	13.2%

## TOP TEN SHARE HOLDINGS

STOCK NAME	% of FUND
NESTLE SA/AG	4.2%
NOVARTIS AG	3.1%
ROCHE HOLDING AG	2.9%
TOTAL SA	2.4%
SAP SE	1.7%
SANOFI SA	1.6%
ALLIANZ SE	1.5%
SIEMENS AG	1.4%
UNILEVER NV	1.3%
BANCO SANTANDER SA	1.2%

The assets in this fund may be used for the purposes of securities lending in order to earn an additional return for the fund. While securities lending increases the level of risk within the fund it also provides an opportunity to increase the investment return.

This fund is provided by Irish Life Assurance plc and is managed by Irish Life Investment Managers Limited.

**Warning: This fund may be affected by changes in currency exchange rates.**

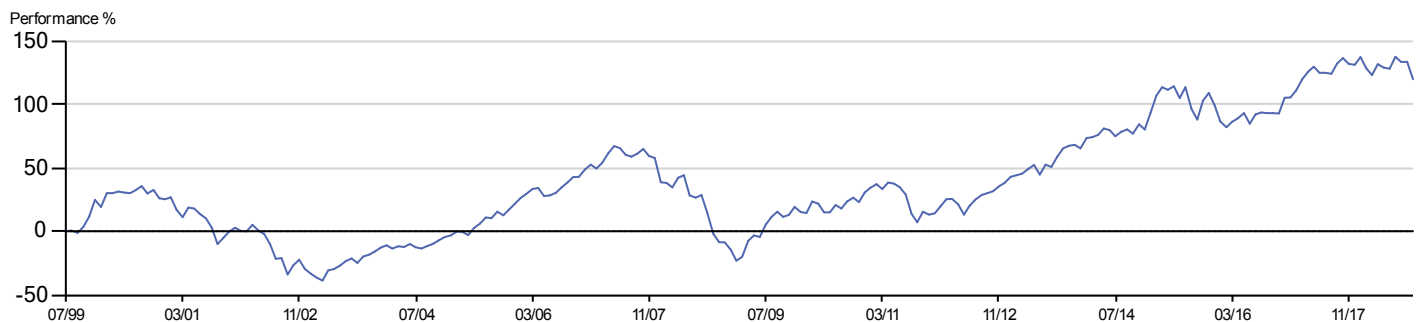
## CALENDAR YEAR RETURN

	2012	2013	2014	2015	2016	2017	YTD
Fund	21.08%	21.79%	7.15%	10.63%	3.02%	12.68%	-4.89%
Benchmark	21.34%	22.04%	7.38%	10.92%	3.35%	13.01%	-4.52%

## PERFORMANCE AS AT 31/10/2018

	1 Month	3 Month	1 Year	3 Year p.a.	5 Year p.a.	10 Year p.a.	Since Launch p.a.
Fund	-5.78%	-7.42%	-7.03%	2.71%	5.88%	8.42%	4.17%
Benchmark	-5.73%	-7.35%	-6.65%	3.01%	6.18%	8.65%	4.29%

## CUMULATIVE PERFORMANCE



Fund returns are quoted before taxes and before standard annual management charge. There is no Bid/Offer spread.

Launch Date (for the series used in the above performance illustration) = 30 Jun 1999; YTD = year to date; p.a. = per annum

Source: Irish Life Investment Managers

Benchmark: The standard against which the performance of the fund is measured. It typically includes market indices or weighted combinations of these as appropriate.

**Warning: Past performance is not a reliable guide to future performance.**

**Warning: The value of your investment may go down as well as up.**

All rights in the FT Europe Ex UK (the "Index") vest in FTSE International Limited ("FTSE"). "FTSE®" is a trade mark of the London Stock Exchange Group companies and is used by FTSE under licence. The Indexed European Equity Fund S1 has been developed solely by Irish Life Investment Managers. The Index is calculated by FTSE or its agent. FTSE and its licensors are not connected to and do not sponsor, advise, recommend, endorse or promote the Indexed European Equity Fund S1 and do not accept any liability whatsoever to any person arising out of (a) the use of, reliance on or any error in the Index or (b) investment in or operation of the Indexed European Equity Fund S1. FTSE makes no claim, prediction, warranty or representation either as to the results to be obtained from the Indexed European Equity Fund S1 or the suitability of the Index for the purpose to which it is being put by Irish Life Investment Managers.

Irish Life Investment Managers are recognised internationally for their expertise, innovation and track record:  
 -PASSIVE MANAGER OF THE YEAR - European Pensions Awards 2018  
 -INVESTMENT MANAGER OF THE YEAR - Irish Pension Awards 2017  
 -EQUITIES MANAGER OF THE YEAR - Irish Pension Awards 2016-2017  
 -BEST INVESTMENT FUND PROVIDER - Longboat Analytics Awards 2017

To find out more about our fund range and to view the latest market and fund manager updates please visit:  
<http://www.ilim.com>

Irish Life Assurance p.l.c. is regulated by the Central Bank of Ireland.  
 Irish Life Investment Managers Limited is regulated by the Central Bank of Ireland.

IE1-GROSS-1018