






IRISH LIFE SCREENED GLOBAL EQUITY FUND

Information is correct at 31 October 2020

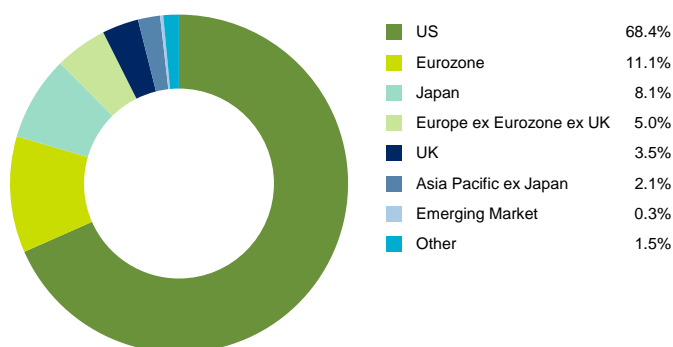
FUND FACTS

 OBJECTIVE	To perform in line with the MSCI World ESG Screened ex Select Conventional Weapons Index
 INVESTMENT STYLE	Indexed
 ASSET MIX	Equities

RISK LEVEL

1	2	3	4	5	6	7
LOW RISK		MEDIUM RISK			HIGH RISK	

SHARE REGIONAL DISTRIBUTION



TOP TEN SHARE HOLDINGS

STOCK NAME	% of FUND
APPLE INC	4.6%
MICROSOFT CORP	3.6%
AMAZON.COM INC	3.2%
ALPHABET INC	2.4%
FACEBOOK INC	1.6%
JOHNSON & JOHNSON	0.9%
PROCTER & GAMBLE CO (THE)	0.8%
NESTLE SA/AG	0.8%
NVIDIA CORPORATION	0.8%
VISA INC	0.8%

FUND DESCRIPTION

This Fund seeks to track the performance of an index composed of global companies screened for exposure to thermal coal, controversial weapons, tobacco and other controversial industries. These companies are excluded based on specific ESG (Environmental, Social and Governance) criteria. This is designed for investors looking to screen out controversial business areas while maintaining a risk profile similar to traditional benchmarks. The fund switched to tracking this index in October 2019 so fund and benchmark performances reflect this.

Warning: If you invest in this product you may lose some or all of the money you invest.

SHARE SECTOR DISTRIBUTION

SECTOR	% of FUND
Information Technology	23.1%
Consumer Discretionary	14.3%
Health Care	13.5%
Financials	12.9%
Communication Services	9.5%
Industrials	8.9%
Consumer Staples	5.9%
Materials	4.2%
Real Estate	3.0%
Other	4.7%

The assets in this fund may be used for the purposes of securities lending in order to earn an additional return for the fund. While securities lending increases the level of risk within the fund it also provides an opportunity to increase the investment return.

This fund is provided by Irish Life Assurance plc and is managed by Irish Life Investment Managers Limited.

Warning: This fund may be affected by changes in currency exchange rates.



CALENDAR YEAR RETURN

	2014	2015	2016	2017	2018	2019	YTD
Fund	19.16%	10.69%	9.50%	7.60%	-1.03%	33.29%	-3.27%
Benchmark	19.52%	10.79%	9.94%	7.86%	-0.74%	33.50%	-3.46%

PERFORMANCE AS AT 31/10/2020

	1 Month	3 Month	1 Year	3 Year p.a.	5 Year p.a.	10 Year p.a.	Since Launch p.a.
Fund	-2.38%	1.57%	1.96%	8.64%	8.28%	11.04%	6.08%
Benchmark	-2.39%	1.55%	1.74%	8.76%	8.52%	11.28%	6.47%

CUMULATIVE PERFORMANCE



Fund returns are quoted before taxes and before standard annual management charge. There is no Bid/Offer spread.

Launch Date (for the series used in the above performance illustration) = 23 Apr 2007; YTD = year to date; p.a. = per annum

Source: Irish Life Investment Managers

Benchmark: The standard against which the performance of the fund is measured. It typically includes market indices or weighted combinations of these as appropriate.

Warning: Past performance is not a reliable guide to future performance.

Warning: The value of your investment may go down as well as up.

The MSCI information may only be used for your internal use, may not be reproduced or disseminated in any form and may not be used as a basis for or a component of any financial instruments or products or indices. None of the MSCI information is intended to constitute investment advice or a recommendation to make (or refrain from making) any kind of investment decision and may not be relied on as such. Historical data and analysis should not be taken as an indication or guarantee of any future performance analysis, forecast or prediction. The MSCI information is provided on an "as is" basis and the user of this information assumes the entire risk of any use made of this information. MSCI, each of its affiliates and each other person involved in or related to compiling, computing or creating any MSCI information (collectively, the "MSCI Parties") expressly disclaims all warranties (including, without limitation, any warranties of originality, accuracy, completeness, timeliness, non-infringement, merchantability and fitness for a particular purpose) with respect to this information. Without limiting any of the foregoing, in no event shall any MSCI Party have any liability for any direct, indirect, special, incidental, punitive, consequential (including, without limitation, lost profits) or any other damages.

Irish Life Investment Managers are recognised internationally for their expertise, innovation and track record:

-PASSIVE MANAGER OF THE YEAR - European Pension Awards 2018

-INVESTMENT MANAGER OF THE YEAR - Irish Pension Awards 2017

-EQUITIES MANAGER OF THE YEAR - Irish Pension Awards 2016-2017

Irish Life Investment Managers Limited is regulated by the Central Bank of Ireland.

Irish Life Assurance p.l.c. is regulated by the Central Bank of Ireland.

To find out more about our fund range and to view the latest market and fund manager updates please visit: <http://www.irishlife.ie>

ESGS-GROSS-1020