






# PASSIVE GLOBAL EQUITY

Information is correct at 31 October 2018

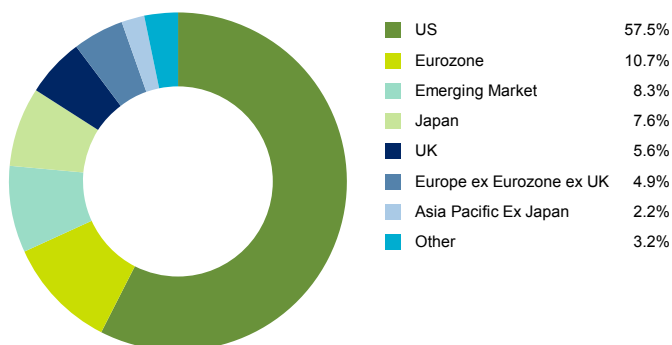
## FUND FACTS

 <b>OBJECTIVE</b>	To perform in line with underlying equity indices which the fund tracks
 <b>INVESTMENT STYLE</b>	Indexed
 <b>ASSET MIX</b>	Equities

## RISK LEVEL

1	2	3	4	5	6	7
LOW RISK			MEDIUM RISK		HIGH RISK	

## SHARE REGIONAL DISTRIBUTION



## SHARE SECTOR DISTRIBUTION

SECTOR	% of FUND
Information Technology	19.6%
Financials	17.2%
Consumer Discretionary	12.1%
Health Care	11.8%
Industrials	10.4%
Consumer Staples	8.3%
Energy	6.6%
Materials	4.8%
Utilities	3.1%
Other	6.1%

## FUND DESCRIPTION

The Passive Global Equity Fund is an indexed fund that invests in developed and emerging market equities. The fund aims to perform in line with the MSCI All Country World Index (ACWI). The fund adopts the company and country allocation as determined by the MSCI ACWI. 40% of the non-Euro developed currency exposure is hedged back to Euro to reduce currency risk for a euro investor.

**Warning: If you invest in this product you may lose some or all of the money you invest.**

## TOP TEN SHARE HOLDINGS

STOCK NAME	% of FUND
APPLE INC	2.5%
MICROSOFT CORP	1.8%
ALPHABET INC	1.5%
AMAZON.COM INC	1.5%
JOHNSON & JOHNSON	0.9%
JP MORGAN CHASE & COMPANY	0.9%
FACEBOOK INC	0.8%
EXXON MOBIL CORP	0.8%
ROYAL DUTCH SHELL PLC	0.6%
NESTLE SA/AG	0.6%

The assets in this fund may be used for the purposes of securities lending in order to earn an additional return for the fund. While securities lending increases the level of risk within the fund it also provides an opportunity to increase the investment return.

This fund is provided by Irish Life Assurance plc and is managed by Irish Life Investment Managers Limited.

**Warning: This fund may be affected by changes in currency exchange rates.**

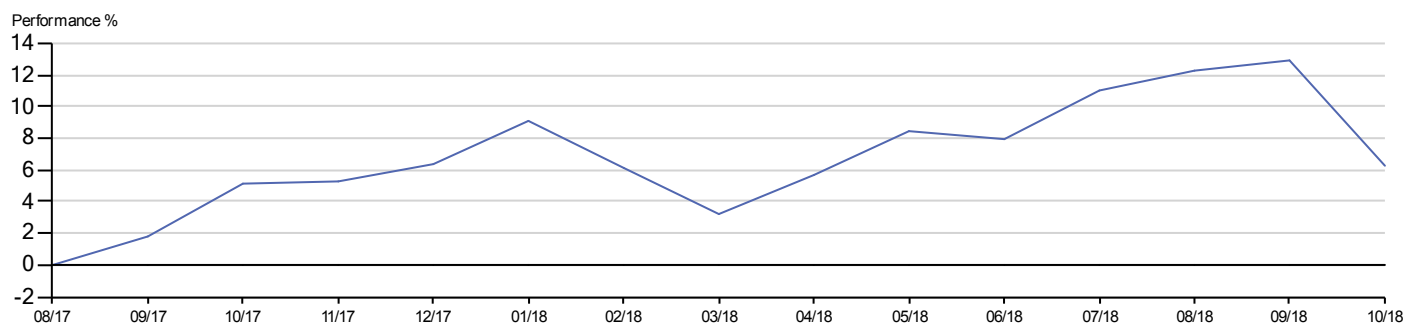
## CALENDAR YEAR RETURN

	YTD
Fund	-0.10%
Benchmark	-0.28%

## PERFORMANCE AS AT 31/10/2018

	1 Month	3 Month	1 Year	Since Launch p.a.
Fund	-5.90%	-4.29%	1.07%	4.99%
Benchmark	-5.91%	-4.33%	0.88%	4.79%

## CUMULATIVE PERFORMANCE



Fund returns are quoted before taxes and before standard annual management charge. There is no Bid/Offer spread.

Launch Date (for the series used in the above performance illustration) = 01 Aug 2017; YTD = year to date; p.a. = per annum

Source: Irish Life Investment Managers

Benchmark: The standard against which the performance of the fund is measured. It typically includes market indices or weighted combinations of these as appropriate.

**Warning: Past performance is not a reliable guide to future performance.**

**Warning: The value of your investment may go down as well as up.**

*The MSCI information may only be used for your internal use, may not be reproduced or disseminated in any form and may not be used as a basis for or a component of any financial instruments or products or indices. None of the MSCI information is intended to constitute investment advice or a recommendation to make (or refrain from making) any kind of investment decision and may not be relied on as such. Historical data and analysis should not be taken as an indication or guarantee of any future performance analysis, forecast or prediction. The MSCI information is provided on an "as is" basis and the user of this information assumes the entire risk of any use made of this information. MSCI, each of its affiliates and each other person involved in or related to compiling, computing or creating any MSCI information (collectively, the "MSCI Parties") expressly disclaims all warranties (including, without limitation, any warranties of originality, accuracy, completeness, timeliness, non-infringement, merchantability and fitness for a particular purpose) with respect to this information. Without limiting any of the foregoing, in no event shall any MSCI Party have any liability for any direct, indirect, special, incidental, punitive, consequential (including, without limitation, lost profits) or any other damages.*

Irish Life Investment Managers are recognised internationally for their expertise, innovation and track record:  
 -PASSIVE MANAGER OF THE YEAR - European Pensions Awards 2018  
 -INVESTMENT MANAGER OF THE YEAR - Irish Pension Awards 2017  
 -EQUITIES MANAGER OF THE YEAR - Irish Pension Awards 2016-2017  
 -BEST INVESTMENT FUND PROVIDER - Longboat Analytics Awards 2017

To find out more about our fund range and to view the latest market and fund manager updates please visit:  
<http://www.ilim.com>

Irish Life Assurance p.l.c. is regulated by the Central Bank of Ireland.  
 Irish Life Investment Managers Limited is regulated by the Central Bank of Ireland.

IPH1-GROSS-1018