






# ACTIVE EUROZONE >5 YR BOND FUND

Information is correct at 31 October 2018

## FUND FACTS

 <b>OBJECTIVE</b>	To outperform the Bank of America Merrill Lynch EMU Government Bond > 5 Year Index
 <b>INVESTMENT STYLE</b>	Active
 <b>ASSET MIX</b>	Bonds

## RISK LEVEL

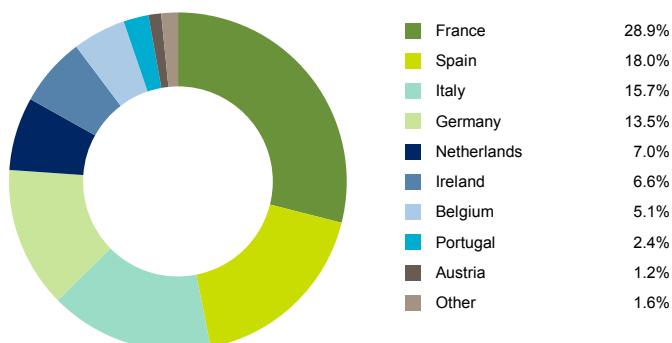
1	2	<b>3</b>	4	5	6	7
LOW RISK		MEDIUM RISK	HIGH RISK			

## FUND DESCRIPTION

This fund is an actively managed bond fund. The fund aims to outperform the Bank of America Merrill Lynch EMU Government Bond > 5 Year Index. The assets of this fund are primarily invested in Eurozone government bonds and other fixed interest securities. For non-government bonds the fund invests only in high quality issues. The Fund takes active positions in order to enhance the return using tactical and fundamental models. Areas of added value include: Duration management, Country selection, Non-government bond allocation and Inflation-Linked bond investments.

**Warning: If you invest in this product you may lose some or all of the money you invest.**

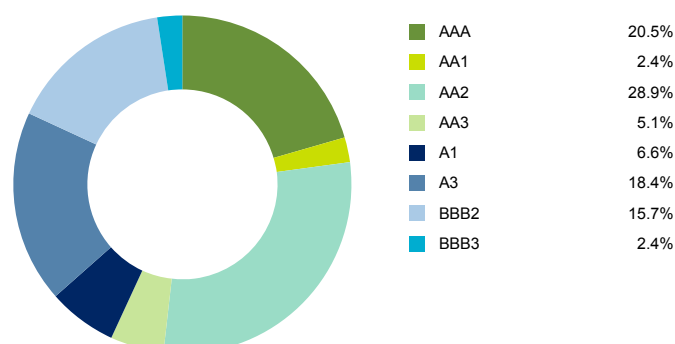
## BOND COUNTRY DISTRIBUTION



## BOND SECTOR DISTRIBUTION

SECTOR	% of FUND
Sovereign	95.2%
Government	4.8%

## BOND PORTFOLIO CREDIT QUALITY



The assets in this fund may be used for the purposes of securities lending in order to earn an additional return for the fund. While securities lending increases the level of risk within the fund it also provides an opportunity to increase the investment return.

This fund is provided by Irish Life Assurance plc and is managed by Irish Life Investment Managers Limited.

**Warning: This fund may be affected by changes in currency exchange rates.**

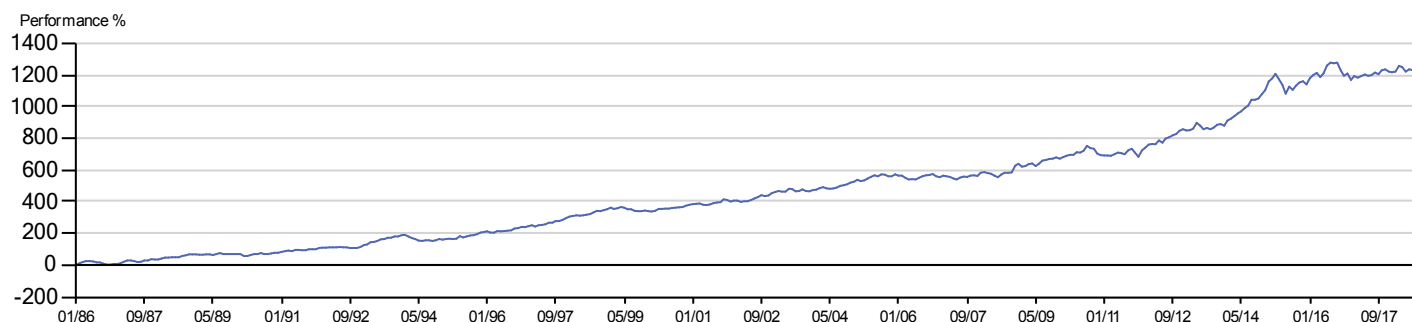
## CALENDAR YEAR RETURN

	2012	2013	2014	2015	2016	2017	YTD
Fund	16.18%	2.51%	22.90%	2.93%	5.62%	0.75%	-0.40%
Benchmark	15.39%	2.40%	20.55%	1.99%	4.88%	0.32%	-0.37%

## PERFORMANCE AS AT 31/10/2018

	1 Month	3 Month	1 Year	3 Year p.a.	5 Year p.a.	10 Year p.a.	Since Launch p.a.
Fund	-0.29%	-1.20%	-1.04%	1.63%	5.92%	6.74%	8.16%
Benchmark	-0.13%	-1.02%	-1.00%	1.22%	5.10%	5.95%	0.00%

## CUMULATIVE PERFORMANCE



Fund returns are quoted before taxes and before standard annual management charge. The Bid/Offer spread is 1.50%.

Launch Date (for the series used in the above performance illustration) = 31 Dec 1985; YTD = year to date; p.a. = per annum

Source: Irish Life Investment Managers

Benchmark: The standard against which the performance of the fund is measured. It typically includes market indices or weighted combinations of these as appropriate.

**Warning: Past performance is not a reliable guide to future performance.**

**Warning: The value of your investment may go down as well as up.**

Irish Life Investment Managers are recognised internationally for their expertise, innovation and track record:  
 -PASSIVE MANAGER OF THE YEAR - European Pensions Awards 2018  
 -INVESTMENT MANAGER OF THE YEAR - Irish Pension Awards 2017  
 -EQUITIES MANAGER OF THE YEAR - Irish Pension Awards 2016-2017  
 -BEST INVESTMENT FUND PROVIDER - Longboat Analytics Awards 2017

To find out more about our fund range and to view the latest market and fund manager updates please visit:  
<http://www.ilim.com>

Irish Life Assurance p.l.c. is regulated by the Central Bank of Ireland.  
 Irish Life Investment Managers Limited is regulated by the Central Bank of Ireland.

PF1-GROSS-1018