



# April 2026 in review

## Summit Mutual Funds

Summit Mutual Funds plc is authorised in Ireland and regulated by the Central Bank of Ireland

Helping people build better futures

# MARKET REVIEW

## MARKET ROUND-UP

### Market Review

Global equities rebounded strongly in April, with the MSCI ACWI up 9.4% (8.3% in euros), supported by the announcement of a ceasefire in the Iran war; hopes that the Strait of Hormuz would soon reopen; strong corporate earnings; and renewed optimism around the AI theme, with further upward revisions to hyperscaler investments and resilient US economic data despite ongoing geopolitical tensions.

Bond yields edged higher, with the US 10-year Treasury yield rising 7bps to 4.39% and the German 10-year Bund yield up 1bp to 3.03%.

The US dollar weakened by 1.6% against the euro as reduced safe-haven demand outweighed still-elevated US yields.

### Equities

Global equities rebounded strongly in April, returning 9.4% (8.3% in euros), on the back of the announcement of a ceasefire in the Iran war, hopes for the reopening of the Strait of Hormuz, resilient economic data (particularly in the US), strong first-quarter earnings and renewed enthusiasm around AI-related stocks. With two thirds of the Q1 reporting season in the US completed, results are approximately 5% ahead of forecasts, with earnings expectations for the year continuing to be revised upwards. Growth and cyclical sectors led performance in April, with technology and communication services benefiting from renewed AI optimism, strong semiconductor and internet earnings and robust risk appetite.

The MSCI USA rose 10.5% in local terms (8.5% in euros), helped by renewed enthusiasm for AI-related growth stocks and strong performance from large-cap technology and communication services names. Emerging markets outperformed, with the MSCI Emerging Markets (EM) index gaining 13.3% (12.7% in euros); Korea and Taiwan rose 33.9% (35.2% in euros) and 25.1% (24.6% in euros) respectively, benefiting from the AI theme. European equities also advanced, though by less, with the MSCI Europe ex-UK up 5.7% (6.0% in euros), reflecting lingering concerns over energy costs, stagflation risks and a more hawkish monetary policy outlook.

### Bonds

The US 10-year Treasury yield ended April at 4.39%, up 7 bps on the month, as persistent inflation pressures and firmer growth data kept expectations for Fed easing firmly on hold. In the euro area, the ICE BofA 5+ Year Euro Government Bond index delivered a 0.3% return, mainly reflecting the income stream as the 10-year German Bund yield edged up 1 bp to 3.03% amid lingering inflation concerns and expectations of tighter ECB policy.

## MARKET SNAPSHOT

### Market returns (EUR)

Equity Markets (EUR)	MTD Return (%)	YTD Return (%)	2024 Return (%)
MSCI Ireland	5.2	-3.3	39.9
MSCI United Kingdom	3.3	7.5	19.1
MSCI Europe ex UK	6.0	3.7	20.4
MSCI North America	8.4	5.8	4.5
MSCI Japan	7.2	10.9	10.3
MSCI EM (Emerging Markets)	12.7	14.7	18.5
MSCI AC World	8.3	6.9	8.3
10-Year Yields	Yield last month	2025 Yield (%)	2024 Yield (%)
US	4.39	4.17	4.57
Germany	3.03	2.86	2.37
UK	5.03	4.48	4.57
Japan	2.53	2.07	1.10
Ireland	3.26	3.01	2.64
Italy	3.86	3.55	3.52
Greece	3.82	3.44	3.22
Portugal	3.44	3.15	2.85
Spain	3.49	3.29	3.06
FX Rates	End last month	2025 Rates	2024 Rates
U.S. Dollar per Euro	1.17	1.17	1.03
British Pounds per Euro	0.86	0.87	0.83
U.S. Dollar per British Pounds	1.36	1.35	1.25
Commodities (USD)	MTD Return (%)	YTD Return (%)	2025 Return (%)
Oil (Brent)	-3.7	87.4	-18.5
Gold (Oz)	-0.7	6.7	64.7
S&P Goldman Sachs Commodity Index	6.4	49.0	7.1

Source: ILIM, Bloomberg. Data is accurate as at 1 May 2026.

Source: MSCI. The MSCI information may only be used for your internal use, may not be reproduced or disseminated in any form and may not be used as a basis for or a component of any financial instruments or products or indices. None of the MSCI information is intended to constitute investment advice or a recommendation to make (or refrain from making) any kind of investment decision and may not be relied upon as such. Historical data and analysis should not be taken as an indication or guarantee of any future performance, forecast or prediction. The MSCI information is provided on an "as is" basis and the user of this information assumes the entire risk of any use made of this information. MSCI, each of its affiliates and each other person involved in or related to compiling, computing or creating any MSCI information (collectively, the "MSCI Parties") expressly disclaims all warranties (including, without limitation, any warranties of originality, accuracy, completeness, timeliness, non-infringement, merchantability and fitness for a particular purpose) with respect to this information. Without limiting any of the foregoing, in no event shall any MSCI Party have any liability for any direct, indirect, special, incidental, punitive, consequential (including, without limitation, lost profits) or any other damages. (www.msci.com)

## MARKET OUTLOOK

### Irish Life Investment Managers' (ILIM's) view – looking ahead

Prior to the outbreak of the war in Iran, the fundamental backdrop was positive and improving and contributed to the strong start to the year for global equities. The positive fundamental backdrop was threatened by the outbreak of the conflict and risk of persistently high oil prices, which could result in a stagflationary backdrop with slower growth and higher inflation.

Despite the uncertainty and stagflation fears which contributed to an initial correction in March, equities have rallied to new all-time highs on the back of continued strong earnings, renewed strength in the AI theme and resilient economic data, particularly in the US. The future path for markets will be determined by a combination of the duration of the Iran war, the extent of damage to energy infrastructure in the Gulf region, how long the Strait of Hormuz remains closed and the resilience of growth and earnings amid a volatile backdrop for energy prices.

A resolution in the coming weeks, with the Strait of Hormuz being reopened and oil returning to close to pre-war levels, would result in a limited impact on growth and inflation. With positive fundamentals reasserting themselves, both bonds and equities would be expected to rise. In a more severe scenario – with the war escalating, lasting longer than currently expected and with the Strait of Hormuz remaining closed for several months – oil could rise further, which would likely lead to increasing fears over growth impacts and contribute to renewed downside in both equities and bonds. In such a scenario, as growth fears begin to dominate inflation fears, bond yields would eventually be expected to fall and provide protection within a diversified portfolio.

Our base case is that the conflict can be resolved in the coming weeks as it is ultimately in all parties' interest to do so. This would reinforce the positive fundamental backdrop which has been evident even with the uncertainty associated with higher energy prices since the end of February.

Based on an eventual resolution and the positive fundamentals which existed pre-war reasserting themselves, we continue to believe equities will be higher on a 12-month view.

Global equities are on a P/E multiple of 17.7x compared to the long-term average of 16.3x, and the US P/E has already contracted from the October high of 23.3 to 20.9x. With a resumption of the positive fundamental backdrop, with global economic and earnings growth of circa 2.5% and in the mid-teens respectively, equities can be higher on a 12-month timeframe, although the asset class could remain volatile in the short term and sensitive to newsflow around the war.

A de-escalation or resolution of the conflict, with oil falling back to circa \$80-90 per barrel, should contribute to lower bond yields as inflation fears fade and contribute to some reversal of the more hawkish expectations around central bank policy rates, both of which would support equities.

On a 12-month view, our base case is that the German and US 10-year government bond yields fall from current levels of 3.03% and 4.39% to 2.50% and 4.00%, respectively. If a resolution to the Iranian conflict is reached, the recent rise in yields due to inflation concerns should reverse.

We believe fixed income offers a strong risk-reward profile at this stage in the cycle, with the potential to offer protection if the economy slows. The asset class is attractive from an income perspective while also providing potential for capital gains via falling yields. From current levels, we believe that the risks of materially higher bond yields have reduced and, if the economy falters, major central banks will be able to cut rates to support growth. In that scenario we would expect bonds to outperform.

- > Despite the uncertainty and stagflation fears which contributed to an initial correction in March, equities have rallied to new all-time highs on the back of continued strong earnings, renewed strength in the AI theme and resilient economic data, particularly in the US.
- > The future path for markets will be determined by a combination of the duration of the Iran war, the extent of damage to energy infrastructure in the Gulf region, how long the Strait of Hormuz remains closed and the resilience of growth and earnings amid a volatile backdrop for energy prices.
- > In a benign scenario where the conflict is resolved in the coming weeks, the Strait of Hormuz reopens and oil prices return close to pre-war levels, the impact on global growth and inflation should be limited, allowing positive fundamentals to reassert themselves and supporting gains in both bonds and equities.
- > A more severe scenario, in which the war escalates and the Strait of Hormuz remains closed for several months, would likely see higher and more persistent oil prices, sustaining inflation pressures and increasing growth fears, with further downside risk for both equities and bonds in the near term, although falling bond yields should eventually offer protection within diversified portfolios.
- > Our base case is that the conflict can be resolved in coming weeks as it is ultimately in all parties' interest to do so. This would reinforce the positive fundamental backdrop which has been evident even with the uncertainty associated with higher energy prices since the end of February.
- > Based on an eventual resolution and the positive fundamentals which existed pre-war reasserting themselves, we continue to believe equities will be higher on a 12-month view, although the asset class could remain volatile in the short term and sensitive to news flow around the war.



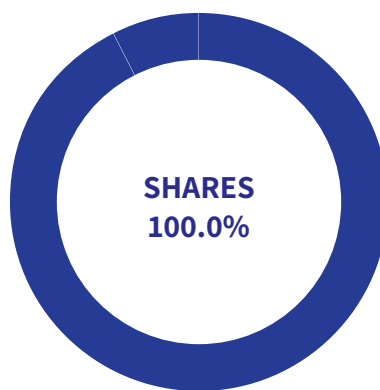
# SUMMIT GLOBAL LEADERS FUND

The Summit Global Leaders Fund invests in stocks of international companies with large market capitalisations, operating in different geographical regions and business sectors. From July 2014, equity management has been sub-advised to Setanta Asset Management. While Setanta has discretion in selecting appropriate investments that conform to the fund’s investment policy, the fund is passively managed in reference to the Dow Jones Global Titans 50 Index, an index comprised of fifty of the largest (by market capitalisation) multinational companies traded on major exchanges.

## Fund update for April

The Summit Global Leaders Fund rose +8.9% net of management fees in April. Leading performers included Samsung Electronics and Broadcom. Samsung reported a surge in profits in Q1 due to an unprecedented super cycle for memory chips from the AI boom. Chipmaker Broadcom is also benefiting from AI-related demand. Laggards included Merck and Exxon Mobil. Pharmaceutical stocks lagged during the month as the market favoured technology and growth-related names. Exxon Mobil gave back some of its gains from the outbreak of the Middle East conflict.

## Asset allocation



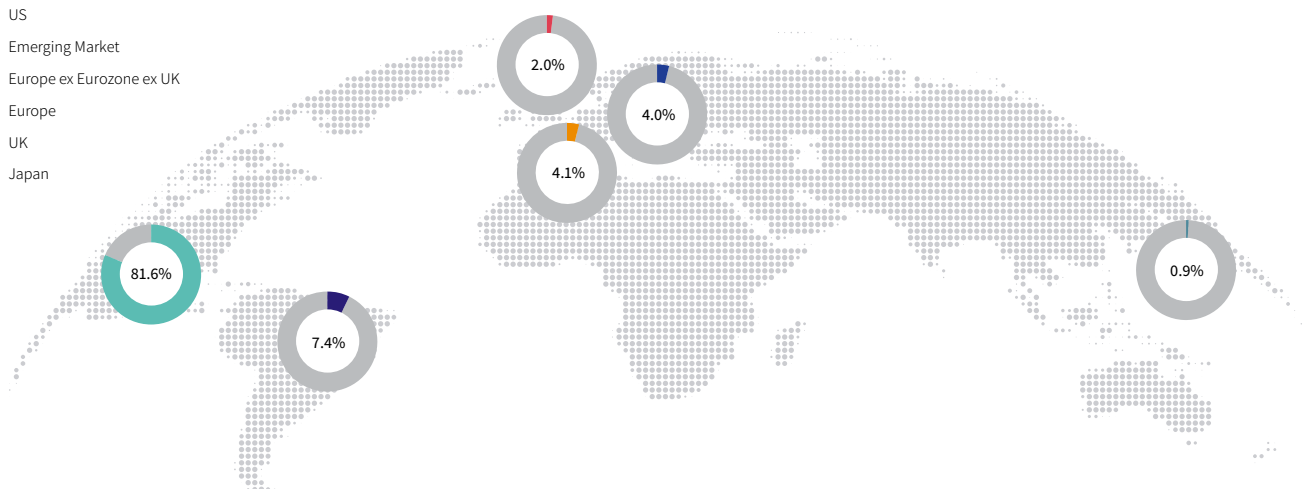
## Top 10 share holdings

Stock name	% of fund
Alphabet	9.5
Apple	7.7
Nvidia	7.6
Amazon.com	7.6
Microsoft	6.5
Taiwan Semiconductor	4.8
Broadcom	4.3
Meta Platforms	3.9
JP Morgan Chase & Co	3.1
Tesla	3.0

Source: ILIM, Factset.  
Data is accurate as at 30 April 2026.

## Share regional distribution

- US
- Emerging Market
- Europe ex Eurozone ex UK
- Europe
- UK
- Japan



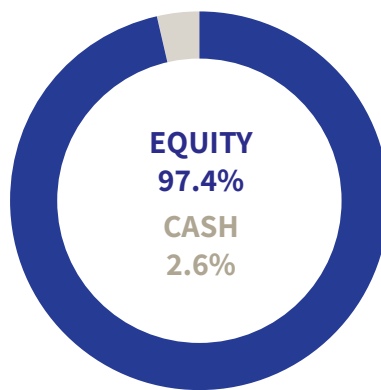
# SUMMIT GROWTH FUND

The Summit Growth Fund aims to achieve growth by investing exclusively in global equities. From July 2014, equity management has been sub-advised to Setanta Asset Management. Equities are managed under the Setanta Global Equity Strategy.

## Fund update for April

The Summit Growth Fund returned +5.4% net of fund management fees in April. From a sector perspective, technology and industrials were among the best performers. Energy and utilities lagged over the month. The top contributors to performance included Samsung, DCC, Alphabet and Elevance. The largest performance detractors included Ryanair and Netflix.

## Asset allocation



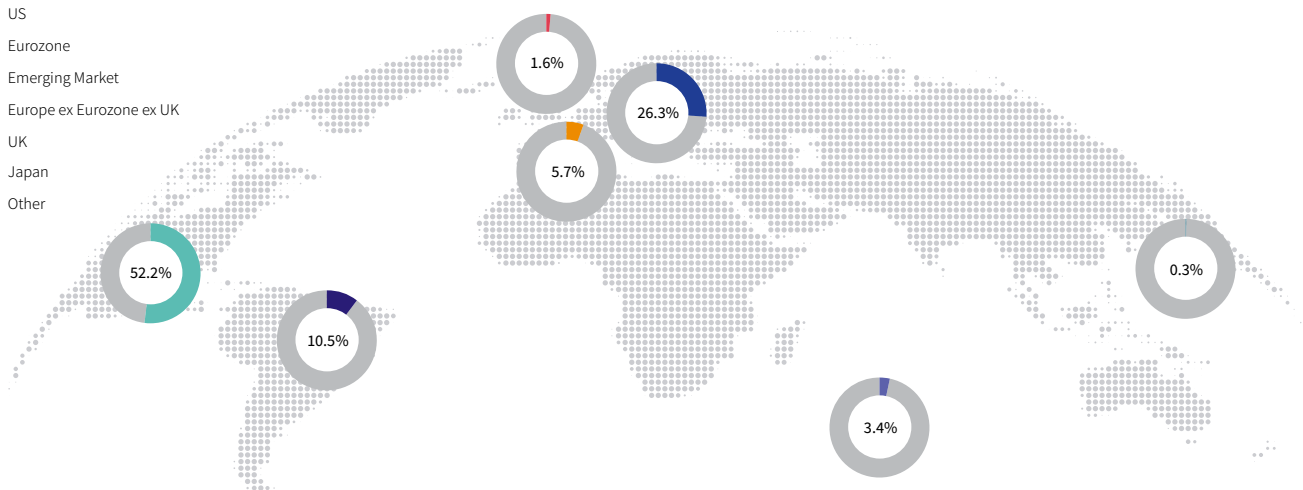
## Top 10 share holdings

Stock name	% of fund
Taiwan Semiconductor	4.9
Alphabet	4.8
Microsoft	4.3
Samsung	4.0
Meta Platforms	2.9
Keysight Technologies	2.6
Berkshire Hathaway	2.6
Amazon.com	2.4
Oshkosh	2.3
CRH	2.3

Source: ILIM, Factset.  
Data is accurate as at 30 April 2026.

## Share regional distribution

- US
- Eurozone
- Emerging Market
- Europe ex Eurozone ex UK
- UK
- Japan
- Other



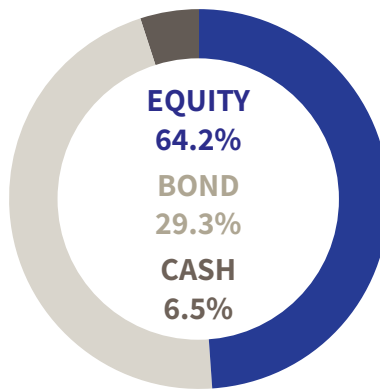
# SUMMIT BALANCED FUND

The objective of the Summit Balanced Fund is to avoid excessive volatility, while still providing solid returns over the medium to long term. The fund invests in global equities but also maintains a minimum of 33% invested in a mix of fixed income and cash. From July 2014, equity management has been sub-advised to Setanta Asset Management. Equities are managed under the Setanta Global Equity Strategy.

## Fund update for April

The Summit Balanced fund returned 3.5% net of fund management fees in April. From a sector perspective, technology and industrials were among the best performers. Energy and utilities lagged over the month. The global macro backdrop remained dominated by the Middle East conflict, which kept energy markets volatile as negotiations to reopen the Strait of Hormuz and reach an overall resolution stalled. Global equities rebounded strongly, supported by the announcement of a ceasefire in the Iran war; hopes that the Strait of Hormuz would soon reopen; strong corporate earnings; and renewed optimism around the AI theme, with further upward revisions to hyperscaler investments and resilient US economic data despite ongoing geopolitical tensions. Bond yields edged higher, with the US 10-year Treasury yield rising 7bps to 4.39% and the German 10-year Bund yield up 1bp to 3.03%. The Federal Reserve and ECB both held rates steady, but markets increasingly priced a “higher-for-longer” policy backdrop as energy-driven inflation risks persisted.

## Asset allocation

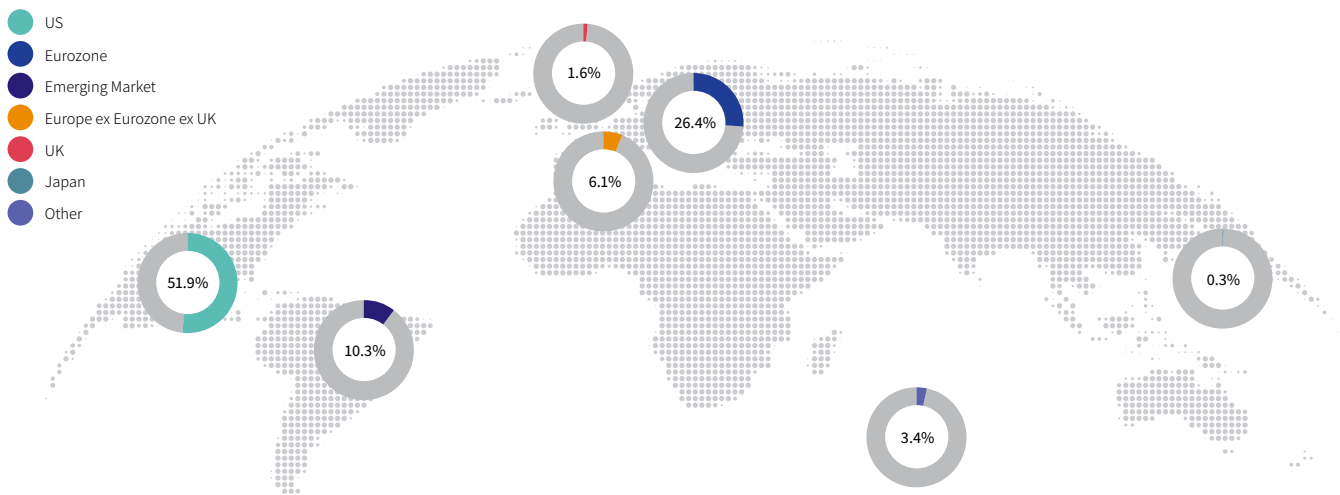


## Top 10 share holdings

Stock name	% of fund
Taiwan Semiconductor	4.7
Alphabet	4.7
Microsoft	4.4
Samsung	4.0
Meta Platforms	2.9
Keysight Technologies	2.7
Berkshire Hathaway	2.5
Amazon.com	2.5
Netflix	2.3
Applied Materials	2.3

Source: ILIM, Factset.  
Data is accurate as at 30 April 2026.

## Share regional distribution



# SUMMIT FUND PERFORMANCE



## At 30 April 2026

Fund returns after fund management fee	Balanced	Growth	Global Leaders
1 Month	3.51%	5.36%	8.86%
QTD	3.51%	5.36%	8.86%
3 Month	0.44%	1.14%	4.85%
YTD	1.89%	3.07%	5.23%
1 Year	11.08%	18.94%	35.30%
2 Years pa	7.00%	10.90%	17.93%
3 Years pa	6.75%	10.57%	22.85%
5 Years pa	3.64%	7.91%	14.27%
10 Years pa	4.53%	8.07%	14.66%

Source: ILIM Performance Team

**Warning: If you invest in these funds, you may lose some, or all, of the money you invest.**

**Warning: These funds may be affected by changes in currency exchange rates.**

**Warning: The value of your investment may go down as well as up.**

**Warning: Past performance is not a reliable guide to future performance.**

# ILIM'S CREDENTIALS



Irish Life Investment Managers (ILIM) is recognised internationally for its expertise, innovation and track record:

**European Pensions AWARDS 2019**  
WINNER  
Passive Manager of the Year

**European Pensions AWARDS 2018**  
WINNER  
Passive Manager of the Year

**GRESB REAL ESTATE**  
★★★★★ 2025

**2019 PROPERTY INVESTMENT/ EXCELLENCE AWARDS**

**Irish Pensions AWARDS 2019**  
WINNER  
Investment Manager of the Year

**Irish Pensions AWARDS 2020**  
WINNER  
Investment Manager of the Year

**Irish Pensions AWARDS 2021**  
WINNER  
Risk Management Provider of the Year

**Irish Pensions AWARDS 2022**  
WINNER  
Investment Manager of the Year

**Irish Pensions AWARDS 2023**  
WINNER  
Property Manager of the Year

**Irish Pensions AWARDS 2024**  
WINNER  
Investment Manager of the Year

Summit Mutual Funds plc is managed by Summit Asset Managers Limited. The Investment Manager is Irish Life Investment Managers Limited. Summit Asset Managers Limited and Irish Life Investment Managers Limited are both part of the Great-West Lifeco group of companies, global leaders in financial services.

This is intended as a general review of investment market conditions. It does not constitute investment advice and has not been prepared based on the financial needs or objectives of any particular person, and does not take account of the specific needs or circumstances of any person.

The author cannot make a personal recommendation for any person and you should seek personal investment advice as to the suitability of any investment decision or strategy to your own needs and circumstances. Any comments on specific stocks are intended as an objective, independent view in relation to that stock generally, and not in relation to its suitability to any specific person.

ILIM may manage investment funds which may have holdings in stocks commented on in this document. Past performance may not be a reliable guide to future performance. Investments may go down as well as up. Funds may be affected by changes in currency exchange rates. Irish Life Investment Managers Limited is regulated by the Central Bank of Ireland.

Figures referenced herein have been sourced from ILIM and Bloomberg. Forecast figures have been prepared by ILIM based on reasonable assumptions, internal data and data sourced from Bloomberg.

Summit Asset Managers Limited is regulated by the Central Bank of Ireland.

Summit Mutual Funds plc is authorised in Ireland and regulated by the Central Bank of Ireland.

Keyridge Asset Management Limited, trading as Irish Life Investment Managers is regulated by the Central Bank of Ireland.