




# INDEXED EUROZONE AAA>10 YR BOND

Information is correct at 31 October 2020

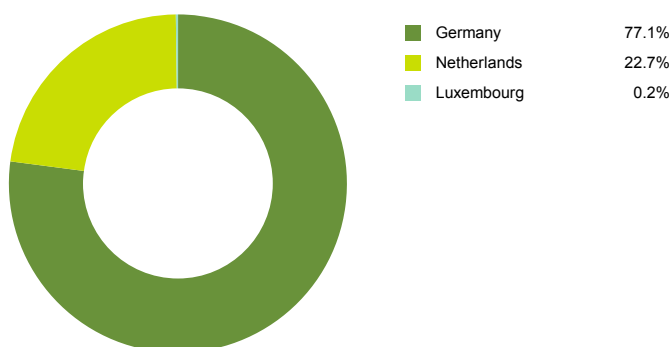
## FUND FACTS

|  |                         |   |
|--|-------------------------|---|
|  | <b>OBJECTIVE</b>        | To track the Bank of America Merrill Lynch EMU Government Bond >10 Year AAA Index |
|  | <b>INVESTMENT STYLE</b> | Indexed   |
|  | <b>ASSET MIX</b>        | Bonds   |

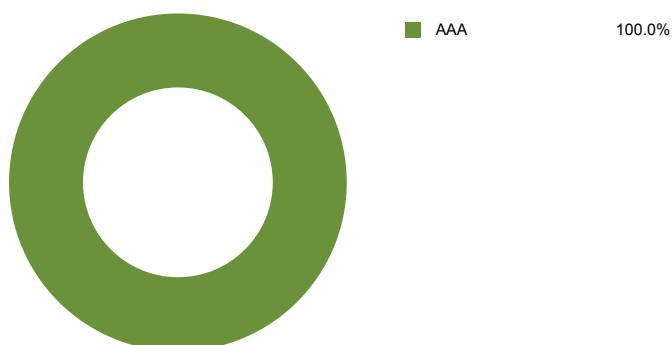
## RISK LEVEL

|          |   |             |   |           |   |   |
|----------|---|-------------|---|-----------|---|---|
| 1        | 2 | 3           | 4 | 5         | 6 | 7 |
| LOW RISK |   | MEDIUM RISK |   | HIGH RISK |   |   |

## BOND COUNTRY DISTRIBUTION



## BOND PORTFOLIO CREDIT QUALITY



## FUND DESCRIPTION

This fund is a passively managed fund that invests in long dated AAA rated Eurozone Government Bonds. The fund aims to perform in line with the Bank of America Merrill Lynch EMU Government Bond >10 Year AAA Index. Government bonds can rise and fall in value so this fund can rise and fall in value.

**Warning: If you invest in this product you may lose some or all of the money you invest.**

## BOND FUND CHARACTERISTICS

|                   | BENCHMARK | PORTFOLIO |
|-------------------|-----------|-----------|
| No. of Bonds      | 18        | 18        |
| No. of Countries  | 3         | 3         |
| Modified Duration | 16.78     | 16.76     |
| Coupon %          | 2.92      | 2.92      |
| Yield %           | -0.37     | -0.37     |

The assets in this fund may be used for the purposes of securities lending in order to earn an additional return for the fund. While securities lending increases the level of risk within the fund it also provides an opportunity to increase the investment return.

This fund is provided by Irish Life Assurance plc and is managed by Irish Life Investment Managers Limited.

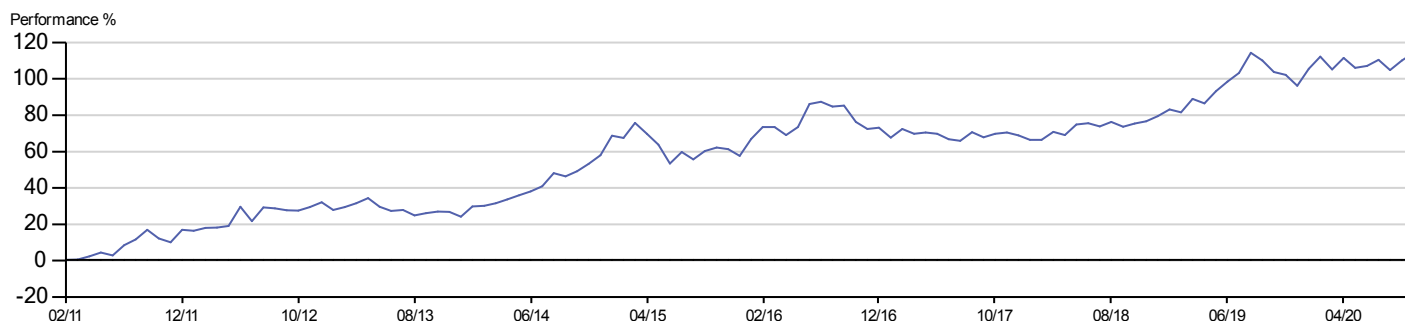
## CALENDAR YEAR RETURN

|           | 2014   | 2015   | 2016  | 2017   | 2018  | 2019  | YTD   |
|-----------|--------|--------|-------|--------|-------|-------|-------|
| Fund      | 27.35% | -0.27% | 9.87% | -2.46% | 6.36% | 9.36% | 9.17% |
| Benchmark | 27.44% | -0.27% | 9.84% | -2.47% | 6.35% | 9.34% | 9.16% |

## PERFORMANCE AS AT 31/10/2020

|           | 1 Month | 3 Month | 1 Year | 3 Year p.a. | 5 Year p.a. | Since Launch p.a. |
|-----------|---------|---------|--------|-------------|-------------|-------------------|
| Fund      | 1.98%   | 1.76%   | 5.10%  | 8.08%       | 5.74%       | 8.15%             |
| Benchmark | 1.97%   | 1.76%   | 5.09%  | 8.08%       | 5.73%       | 8.12%             |

## CUMULATIVE PERFORMANCE



Fund returns are quoted before taxes and before standard annual management charge. There is no Bid/Offer spread.

Launch Date (for the series used in the above performance illustration) = 10 Feb 2011; YTD = year to date; p.a. = per annum

Source: Irish Life Investment Managers

Benchmark: The standard against which the performance of the fund is measured. It typically includes market indices or weighted combinations of these as appropriate.

**Warning: Past performance is not a reliable guide to future performance.**

**Warning: The value of your investment may go down as well as up.**

Irish Life Investment Managers are recognised internationally for their expertise, innovation and track record:

-PASSIVE MANAGER OF THE YEAR - European Pension Awards 2018

-INVESTMENT MANAGER OF THE YEAR - Irish Pension Awards 2017

-EQUITIES MANAGER OF THE YEAR - Irish Pension Awards 2016-2017

Irish Life Investment Managers Limited is regulated by the Central Bank of Ireland.

Irish Life Assurance p.l.c. is regulated by the Central Bank of Ireland.

To find out more about our fund range and to view the latest market and fund manager updates please visit: <http://www.irishlife.ie>

AAQ-GROSS-1020