






# INDEXED NORTH AMERICAN EQUITY FUND S3

Information is correct at 31 October 2018

## FUND FACTS

 <b>OBJECTIVE</b>	To perform in line with the North American equity market
 <b>INVESTMENT STYLE</b>	Indexed
 <b>ASSET MIX</b>	Equities

## FUND DESCRIPTION

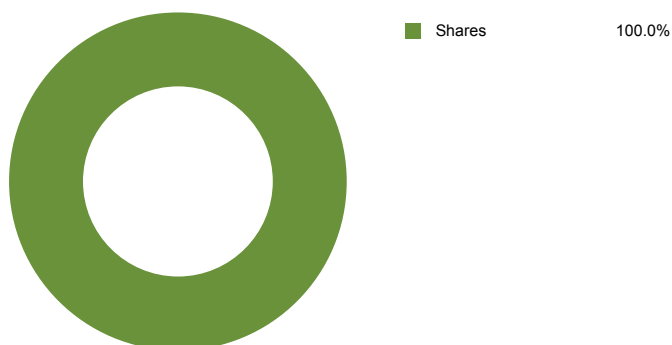
This is a passively managed equity fund that aims to track the FTSE® North America Index thereby achieving US market equity returns on a consistent basis. We achieve this by investing in the same equity stocks as those of the index in the same weightings. This removes the risk of poor stock choice. It is suitable for investors who will accept the ups and downs that come with investing completely in equities in order to improve potential return.

**Warning: If you invest in this product you may lose some or all of the money you invest.**

## RISK LEVEL

1	2	3	4	5	6	7
LOW RISK		MEDIUM RISK		HIGH RISK		

## ASSET ALLOCATION



## SHARE SECTOR DISTRIBUTION

SECTOR	% of FUND
Information Technology	25.3%
Financials	15.1%
Health Care	13.5%
Consumer Discretionary	13.0%
Industrials	8.9%
Consumer Staples	7.1%
Energy	6.3%
Utilities	3.0%
Materials	2.7%
Other	5.1%

## TOP TEN SHARE HOLDINGS

STOCK NAME	% of FUND
APPLE INC	4.2%
MICROSOFT CORP	3.2%
ALPHABET INC	2.6%
AMAZON.COM INC	2.6%
BERKSHIRE HATHAWAY INC	1.6%
JOHNSON & JOHNSON	1.5%
JP MORGAN CHASE & COMPANY	1.5%
FACEBOOK INC	1.4%
EXXON MOBIL CORP	1.3%
BANK OF AMERICA CORP	1.0%

The assets in this fund may be used for the purposes of securities lending in order to earn an additional return for the fund. While securities lending increases the level of risk within the fund it also provides an opportunity to increase the investment return.

This fund is provided by Irish Life Assurance plc and is managed by Irish Life Investment Managers Limited.

**Warning: This fund may be affected by changes in currency exchange rates.**

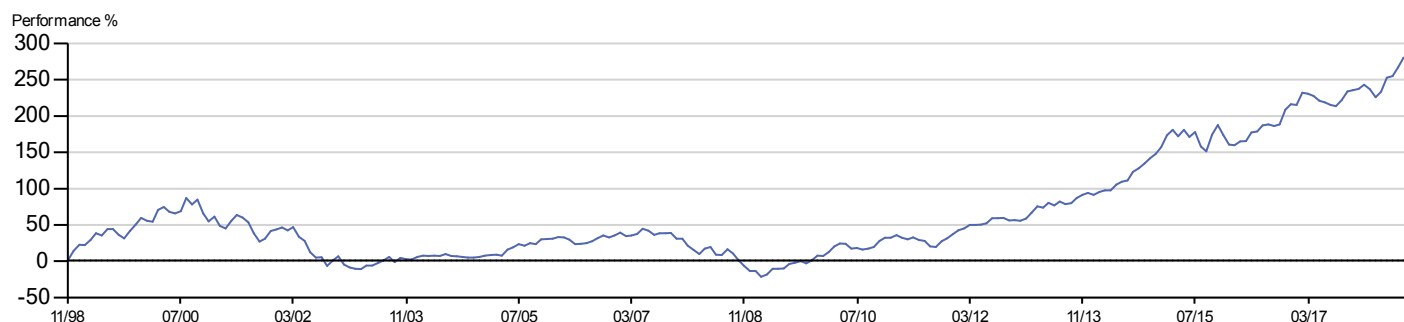
## CALENDAR YEAR RETURN

	2012	2013	2014	2015	2016	2017	YTD
Fund	13.69%	24.80%	27.90%	10.58%	15.53%	6.72%	8.18%
Benchmark	14.03%	25.08%	28.20%	10.93%	15.80%	7.00%	8.39%

## PERFORMANCE AS AT 31/10/2018

	1 Month	3 Month	1 Year	3 Year p.a.	5 Year p.a.	10 Year p.a.	Since Launch p.a.
Fund	-4.56%	-0.55%	9.32%	9.99%	14.38%	13.78%	6.68%
Benchmark	-4.55%	-0.49%	9.59%	10.28%	14.68%	14.06%	6.92%

## CUMULATIVE PERFORMANCE



Fund returns are quoted before taxes and before standard annual management charge. There is no Bid/Offer spread.

Launch Date (for the series used in the above performance illustration) = 31 Oct 1998; YTD = year to date; p.a. = per annum

Source: Irish Life Investment Managers

Benchmark: The standard against which the performance of the fund is measured. It typically includes market indices or weighted combinations of these as appropriate.

**Warning: Past performance is not a reliable guide to future performance.**

**Warning: The value of your investment may go down as well as up.**

All rights in the FTSE All-World North America (EUR) (TR) (the "Index") vest in FTSE International Limited ("FTSE"). "FTSE®" is a trade mark of the London Stock Exchange Group companies and is used by FTSE under licence. The Indexed North American Equity Fund S3 has been developed solely by Irish Life Investment Managers. The Index is calculated by FTSE or its agent. FTSE and its licensors are not connected to and do not sponsor, advise, recommend, endorse or promote the Indexed North American Equity Fund S3 and do not accept any liability whatsoever to any person arising out of (a) the use of, reliance on or any error in the Index or (b) investment in or operation of the Indexed North American Equity Fund S3. FTSE makes no claim, prediction, warranty or representation either as to the results to be obtained from the Indexed North American Equity Fund S3 or the suitability of the Index for the purpose to which it is being put by Irish Life Investment Managers.

Irish Life Investment Managers are recognised internationally for their expertise, innovation and track record:  
 -PASSIVE MANAGER OF THE YEAR - European Pensions Awards 2018  
 -INVESTMENT MANAGER OF THE YEAR - Irish Pension Awards 2017  
 -EQUITIES MANAGER OF THE YEAR - Irish Pension Awards 2016-2017  
 -BEST INVESTMENT FUND PROVIDER - Longboat Analytics Awards 2017

To find out more about our fund range and to view the latest market and fund manager updates please visit:  
<http://www.ilim.com>

Irish Life Assurance p.l.c. is regulated by the Central Bank of Ireland.  
 Irish Life Investment Managers Limited is regulated by the Central Bank of Ireland.

NAF-GROSS-1018