






# PARTIAL CURRENCY HEDGE FUND

Information is correct at 31 October 2018

## FUND FACTS

 <b>OBJECTIVE</b>	The key objective of the fund is to perform in line with the underlying equity market indices.
 <b>INVESTMENT STYLE</b>	Indexed
 <b>ASSET MIX</b>	Equities

## FUND DESCRIPTION

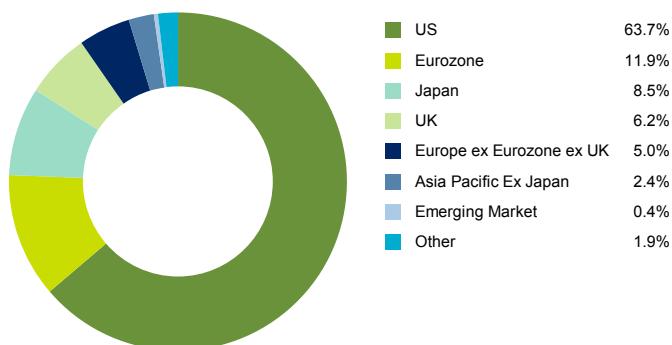
The Partial Currency Hedge Fund is a passively managed fund that invests 100% in global equities. The fund aims to perform in line with the MSCI World Index with 40% of the non Euro currency exposure hedged back to Euro to reduce currency risk for a Euro investor.

**Warning: If you invest in this product you may lose some or all of the money you invest.**

## RISK LEVEL

1	2	3	4	5	<b>6</b>	7
LOW RISK		MEDIUM RISK			HIGH RISK	

## SHARE REGIONAL DISTRIBUTION



## SHARE SECTOR DISTRIBUTION

SECTOR	% of FUND
Information Technology	18.9%
Financials	16.5%
Health Care	12.9%
Consumer Discretionary	12.5%
Industrials	10.9%
Consumer Staples	8.5%
Energy	6.3%
Materials	4.5%
Utilities	3.1%
Other	5.9%

## TOP TEN SHARE HOLDINGS

STOCK NAME	% of FUND
APPLE INC	2.8%
MICROSOFT CORP	2.0%
ALPHABET INC	1.7%
AMAZON.COM INC	1.7%
JOHNSON & JOHNSON	1.0%
JP MORGAN CHASE & COMPANY	1.0%
FACEBOOK INC	0.9%
EXXON MOBIL CORP	0.9%
ROYAL DUTCH SHELL PLC	0.7%
NESTLE SA/AG	0.7%

The assets in this fund may be used for the purposes of securities lending in order to earn an additional return for the fund. While securities lending increases the level of risk within the fund it also provides an opportunity to increase the investment return. Non euro currency exposures may be fully or partly hedged back to euro to reduce foreign currency risk.

This fund is provided by Irish Life Assurance plc and is managed by Irish Life Investment Managers Limited.

**Warning: This fund may be affected by changes in currency exchange rates.**

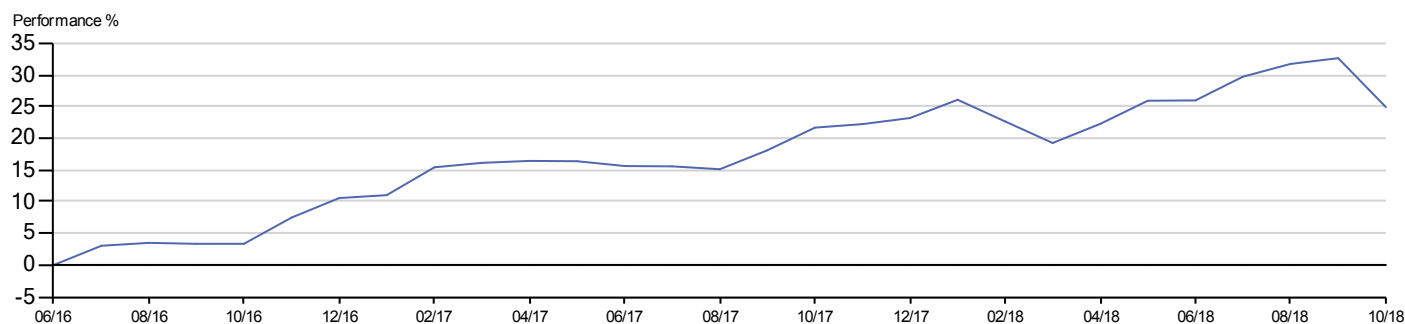
## CALENDAR YEAR RETURN

	2017	YTD
Fund	11.44%	1.39%
Benchmark	11.18%	1.13%

## PERFORMANCE AS AT 31/10/2018

	1 Month	3 Month	1 Year	Since Launch p.a.
Fund	-5.82%	-3.69%	2.65%	9.75%
Benchmark	-5.85%	-3.76%	2.35%	9.46%

## CUMULATIVE PERFORMANCE



Fund returns are quoted before taxes and before standard annual management charge. There is no Bid/Offer spread.

Launch Date (for the series used in the above performance illustration) = 09 Jun 2016; YTD = year to date; p.a. = per annum

Source: Irish Life Investment Managers

Benchmark: The standard against which the performance of the fund is measured. It typically includes market indices or weighted combinations of these as appropriate.

**Warning: Past performance is not a reliable guide to future performance.**

**Warning: The value of your investment may go down as well as up.**

Irish Life Investment Managers are recognised internationally for their expertise, innovation and track record:  
 -PASSIVE MANAGER OF THE YEAR - European Pensions Awards 2018  
 -INVESTMENT MANAGER OF THE YEAR - Irish Pension Awards 2017  
 -EQUITIES MANAGER OF THE YEAR - Irish Pension Awards 2016-2017  
 -BEST INVESTMENT FUND PROVIDER - Longboat Analytics Awards 2017

To find out more about our fund range and to view the latest market and fund manager updates please visit:  
<http://www.ilim.com>

Irish Life Assurance p.l.c. is regulated by the Central Bank of Ireland.  
 Irish Life Investment Managers Limited is regulated by the Central Bank of Ireland.

PHC-GROSS-1018